

OPPORTUNITY GRANT PROGRAM

FALL 2011 REPORT



Washington State Board for Community and
Technical Colleges



OPPORTUNITY GRANT PROGRAM

Table of Contents

Background and Overview	4
System Student Profile 2010-11	5
By College Student Profiles 2010-11	
Bates Technical College.....	6
Bellevue College.....	7
Bellingham Technical College.....	8
Big Bend Community College	9
Cascadia Community College.....	10
Centralia College	11
Clark College.....	12
Clover Park Technical College	13
Columbia Basin College	14
Edmonds Community College.....	15
Everett Community College.....	16
Grays Harbor College.....	17
Green River College.....	18
Highline Community College	19
Lake Washington Technical College.....	20
Lower Columbia College.....	21
Olympic College.....	22
Peninsula College	23
Pierce College District.....	24
Renton Technical College	25
Seattle Central Community College	26
Seattle – North Community College	27
Seattle – South Community College.....	28
Shoreline Community College	29
Skagit Valley College	30
South Puget Sound Community College.....	31
Spokane Community College	32

OPPORTUNITY GRANT PROGRAM

Spokane Falls Community College	33
Tacoma Community College.....	34
Walla Walla Community College	35
Wenatchee Valley College	36
Whatcom Community College	37
Yakima Valley Community College	38

OPPORTUNITY GRANT PROGRAM

BACKGROUND AND OVERVIEW

In 2006, the Washington State Legislature appropriated \$4 million to the State Board for Community and Technical Colleges to create the Opportunity Grant pilot program. The 10 pilot programs showed excellent results with 73 percent retention and approximately 843 low-income students participating in training for high-wage, high-demand career pathways.

In 2007, the Legislature expanded the Opportunity Grant program by \$7.5 million for a total of \$11.5 million per year for all 34 community and technical colleges. In 2007-08 the Opportunity Grant program served over 2,000 full-time equivalent students (FTES) or approximately 3,000 full-time and part-time students. Student persistence exceeded expectations with an 81% fall to spring retention rate.

By 2008, the program had grown to serve almost 5,000 full- and part-time students equivalent to 3,305 full-time equivalent students (FTES).

In 2009, the State Board for Community and Technical Colleges merged \$1 million from the Work-based Learning Program into the Opportunity Grant Program. These monies were divided evenly between the 34 colleges and followed all Opportunity Grant policies, rules, and regulations for disbursement.

For the 2010 program year, the Opportunity Express program added a one-time \$1 million (FY11) appropriation, allocated to colleges consistent with their FTES target. The additional funds ranged from \$0 to \$36,900 to cover increased tuition costs.

The program is funded for the 2011 academic year. The state budget signed by the Governor included an 8.7% net cut to the community and technical college system. The Board, however, continued to 'earmark' the Opportunity Grant program and protect student aid. The total allocation will continue at the same level as in past years.

The goal of the Opportunity Grant is to help low-income adults reach the educational tipping point — and beyond — in high-wage, high-demand careers. Reaching the tipping point allows the least prepared individuals to complete 45 credits, receive a credential, and increase job skills and knowledge through career pathways. The approved high-wage, high-demand career pathways provide a minimum beginning wage of \$13.00 per hour in Washington State, except a minimum \$15.00 per hour in King County.

Eligible students pursuing approved pathways may receive funds to cover tuition and mandatory fees up to 45 credits and up to \$1,000 per academic year for books and supplies. Individual student support services are an important part of the program and may include: a single point of contact, one-on-one tutoring, career advising, college success classes, emergency child care, and emergency transportation. Legislation allows \$1,500 for these "wrap-around" services.

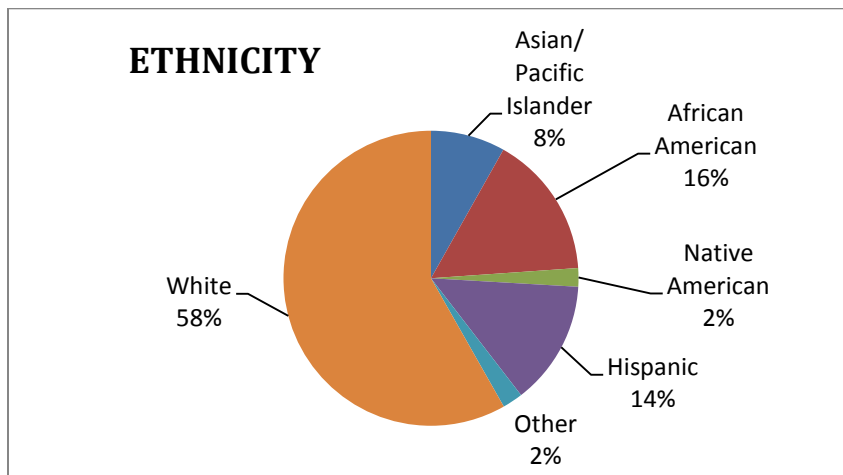
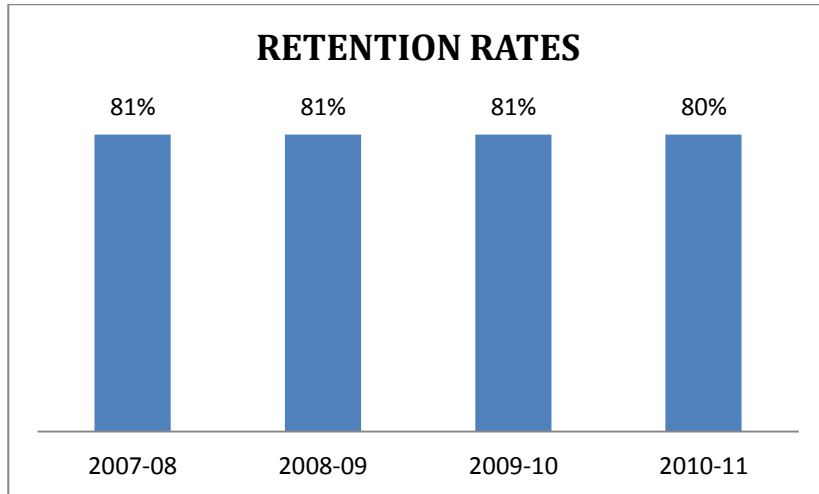
The retention target for the program is 70 percent for a full year -- students who start in summer/fall and finish spring quarter. For students who are in a program that is less than 45 credits, the retention would be 70 percent from beginning to the end of their program.

The following is an overview of the community and technical college system results followed by a 'by-college' demographic profile of Opportunity Grant students enrolled during the 2010-11 academic year. The profiles include specific demographic data as well as key facts pertaining to each college's Opportunity Grant program.

OPPORTUNITY GRANT PROGRAM

COMMUNITY AND TECHNICAL COLLEGE SYSTEM

STUDENT PROFILE 2010-11



GENDER

Female 63% Male 37%

FAMILY

Average Family Size: 3
 Percent Parents: 63%
 -with school aged-children: 1,689
 Median Household Income (Independent): \$12,032
 Median Household Income (Dependent): \$19,783

KEY FACTS 2010-11

FY 11 ALLOCATION-STUDENT AID

- \$9,402,000

FY 11 ALLOCATION-WRAP AROUND

- \$3,114,000

PROGRAM ENROLLMENT TARGETS

- Headcount 3,000
- Full-Time Equivalent 2,080

PROGRAM ENROLLMENT ACTUAL

- Headcount 5,458
- Full-Time Equivalent 3,769

HIGHEST ENROLLED CAREER CLUSTERS

- Business Management and Administration
- Nursing
- Health Services
- Education and Training
- Transportation, Distribution, and Logistics
- Manufacturing

PROMISING NEW PROGRAMS

- Aerospace Composites
- Energy Management
- Environmental Technologies
- Healthcare Informatics
- Sustainable Business

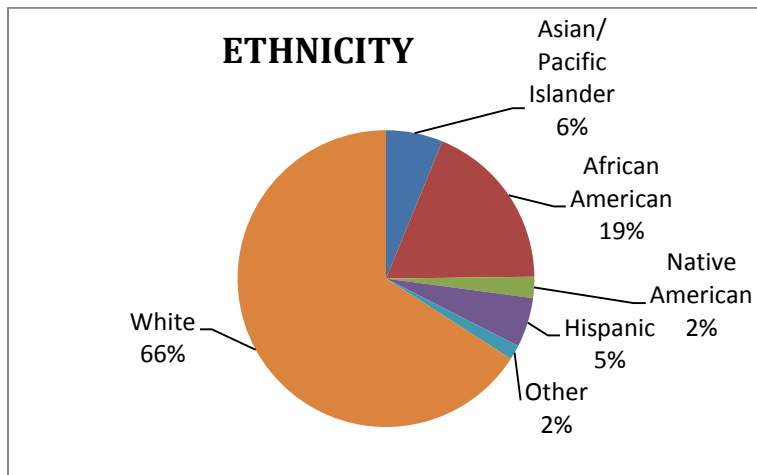
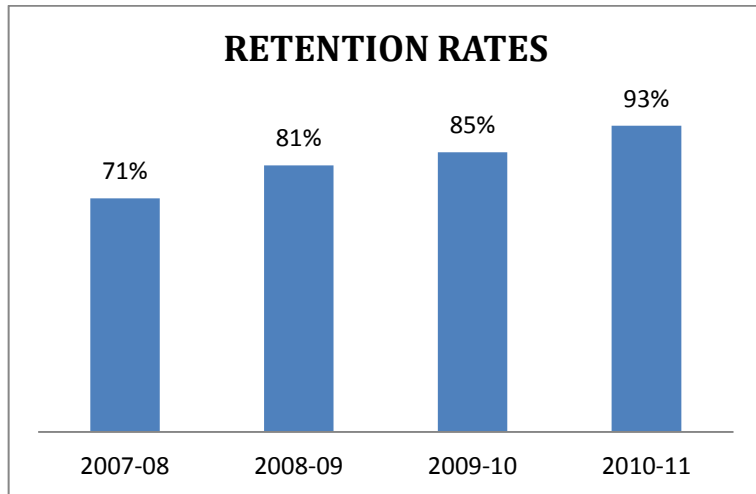
SPECIAL PROGRAMS

- Internships
- Dedicated tutoring
- Emergency fund
- Bus fare vouchers
- Computer lab
- Textbook library
- Graduation luncheon with community partners
- Graduation lapel pins

OPPORTUNITY GRANT PROGRAM

BATES TECHNICAL COLLEGE

STUDENT PROFILE 2010-11



GENDER

Female 11% Male 89%

FAMILY

Average Family Size: 3

-with school-aged children: 38

Median Household Income (Independent): < \$10,000

KEY FACTS 2010-11

FY 11 ALLOCATION-STUDENT AID

- \$244,912

FY 11 ALLOCATION-WRAP AROUND

- \$81,000

PROGRAM ENROLLMENT TARGETS

- Headcount 80
- Full-Time Equivalent 54

PROGRAM ENROLLMENT ACTUAL

- Headcount 133
- Full-Time Equivalent 112

HIGHEST ENROLLED CAREER CLUSTERS

- Transportation, Distribution, and Logistics
- Industrial Trades
- Facilities Maintenance
- Welding

SPECIAL PROGRAMS

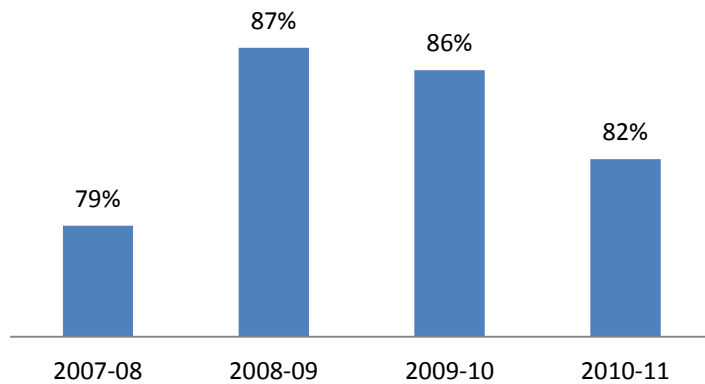
- Paid internships
- Business/Community partnerships
- Bus fare vouchers
- Apprenticeships

OPPORTUNITY GRANT PROGRAM

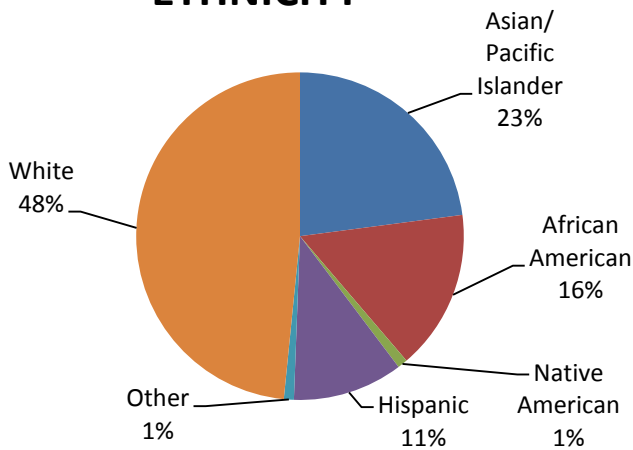
BELLEVUE COLLEGE

STUDENT PROFILE 2010-11

RETENTION RATES



ETHNICITY



GENDER

Female 65% Male 35%

FAMILY

Average Family Size: 2

-with school-aged children: 69

Median Household Income (Independent): \$15,213

KEY FACTS 2010-11

FY 11 ALLOCATION-STUDENT AID

- \$330,012

FY 11 ALLOCATION-WRAP AROUND

- \$108,000

PROGRAM ENROLLMENT TARGETS

- Headcount 125
- Full-Time Equivalent 72

PROGRAM ENROLLMENT ACTUAL

- Headcount 211
- Full-Time Equivalent 135

HIGHEST ENROLLED CAREER CLUSTERS

- Health Services
- Business Management and Administration
- Education and Training
- Information Technology

PROMISING NEW PROGRAMS

- Sustainable Business
- Emergency Department Technician
- Healthcare Informatics
- Industrial Systems Technology

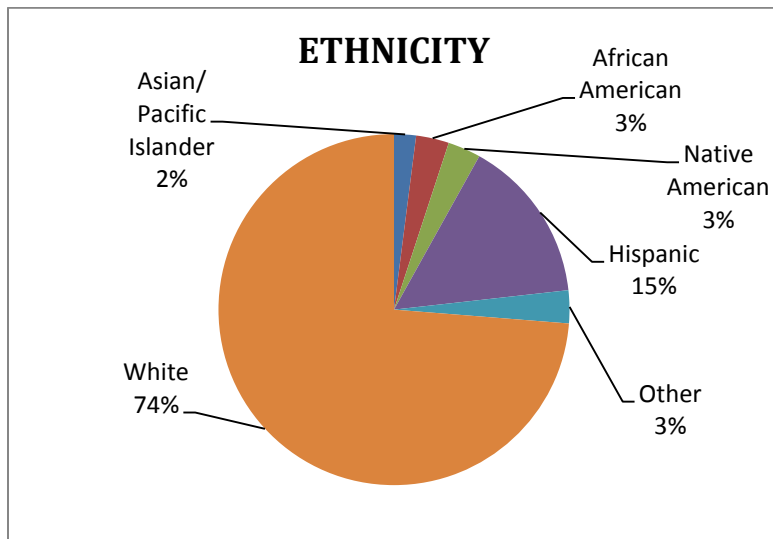
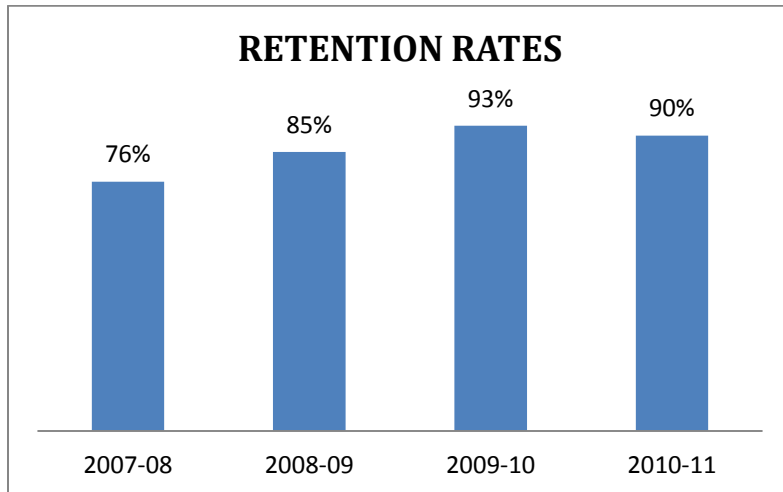
SPECIAL PROGRAMS

- Paid Internships
- Business/Community partnerships

OPPORTUNITY GRANT PROGRAM

BELLINGHAM TECHNICAL COLLEGE

STUDENT PROFILE 2010-11



GENDER

Female 55% Male 45%

FAMILY

Average Family Size: 3

-with school-aged children: 37

Median Household Income (Independent): \$10,360

KEY FACTS 2010-11

FY 11 ALLOCATION-STUDENT AID

- \$302,672

FY 11 ALLOCATION-WRAP AROUND

- \$100,891

PROGRAM ENROLLMENT TARGETS

- Headcount 125
- Full-Time Equivalent 67

PROGRAM ENROLLMENT ACTUAL

- Headcount 129
- Full-Time Equivalent 127

HIGHEST ENROLLED CAREER CLUSTERS

- Health Services
- Information Technology
- Manufacturing
- Architecture and Construction

PROMISING NEW PROGRAMS

- Radiological Technology
- Electro Mechanical Technology

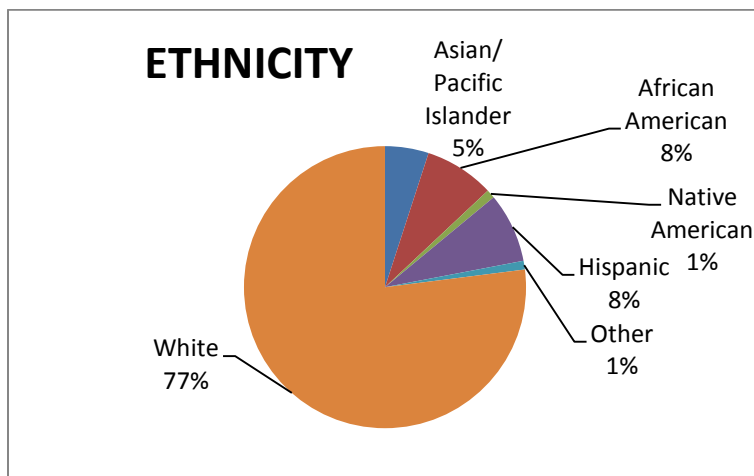
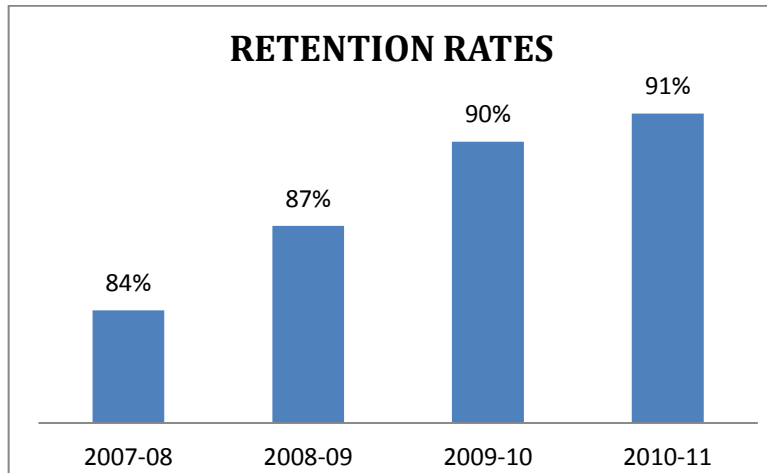
SPECIAL PROGRAMS

- Internships
- Business/Community partnerships
- Apprenticeships

OPPORTUNITY GRANT PROGRAM

BIG BEND COMMUNITY COLLEGE

STUDENT PROFILE 2010-11



GENDER

Female 57% Male 43%

FAMILY

Average Family Size: 3

-with school-aged children: 54

Median Household Income (Independent): \$16,722

KEY FACTS 2010-11

FY 11 ALLOCATION-STUDENT AID

- \$347,297

FY 11 ALLOCATION-WRAP AROUND

- \$115,766

PROGRAM ENROLLMENT TARGETS

- Headcount 135
- Full-Time Equivalent 77

PROGRAM ENROLLMENT ACTUAL

- Headcount 161
- Full-Time Equivalent 123

HIGHEST ENROLLED CAREER CLUSTERS

- Health Services
- Transportation, Distribution, and Logistics
- Business Management and Administration

PROMISING NEW PROGRAMS

- Aviation Maintenance Technology
- Automotive Technology

SPECIAL PROGRAMS

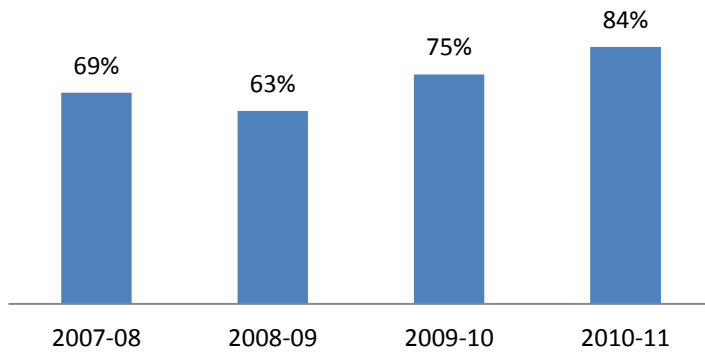
- Promotional video

OPPORTUNITY GRANT PROGRAM

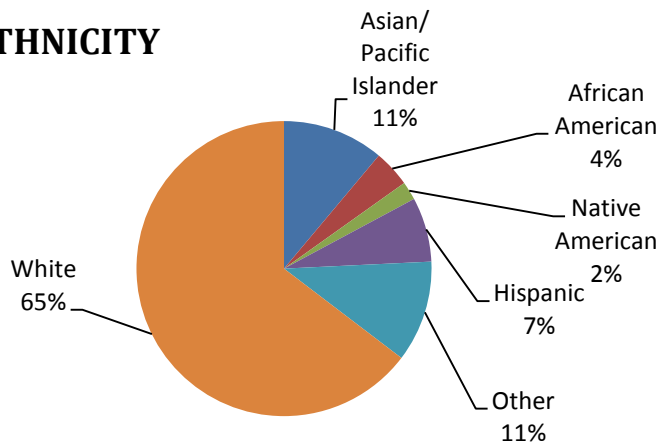
CASCADIA COMMUNITY COLLEGE

STUDENT PROFILE 2010-11

RETENTION RATES



ETHNICITY



GENDER

Female 51% Male 49%

FAMILY

Average Family Size: 2

-with school-aged children: 11

Median Household Income (Independent): \$13,212

KEY FACTS 2010-11

FY 11 ALLOCATION-STUDENT AID

- \$153,000

FY 11 ALLOCATION-WRAP AROUND

- \$57,000

PROGRAM ENROLLMENT TARGETS

- Headcount 50
- Full-Time Equivalent 38

PROGRAM ENROLLMENT ACTUAL

- Headcount 45
- Full-Time Equivalent 25

HIGHEST ENROLLED CAREER CLUSTERS

- Information Technology
- Business Management and Administration
- Architecture and Construction

PROMISING NEW PROGRAMS

- Energy Systems
- Environmental Technology and Sustainable Practices
- Solar System Specialist
-

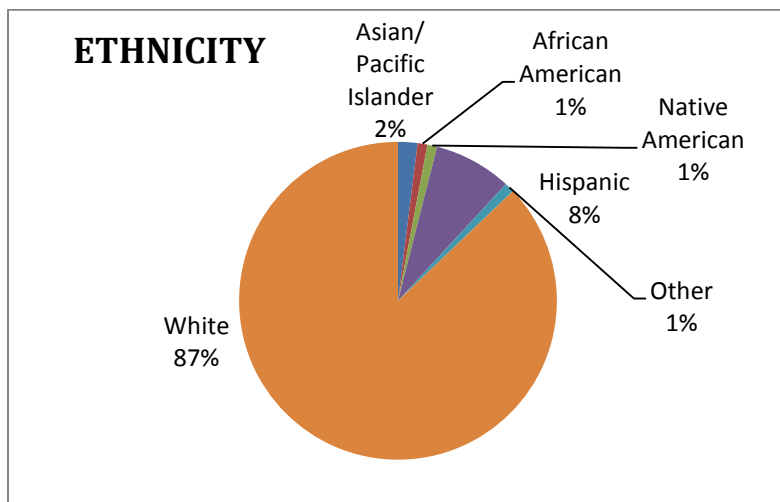
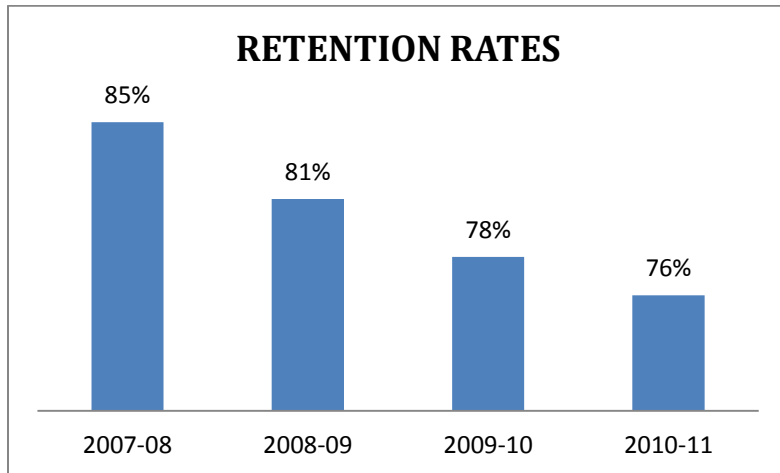
SPECIAL PROGRAMS

- Internships

OPPORTUNITY GRANT PROGRAM

CENTRALIA COLLEGE

STUDENT PROFILE 2010-11



GENDER

Female 74% Male 26%

FAMILY

Average Family Size: 3
-with school-aged children: 74
Median Household Income (Independent): <\$10,000

KEY FACTS 2010-11

FY 11 ALLOCATION-STUDENT AID

- \$299,334

FY 11 ALLOCATION-WRAP AROUND

- \$99,778

PROGRAM ENROLLMENT TARGETS

- Headcount 115
- Full-Time Equivalent 67

PROGRAM ENROLLMENT ACTUAL

- Headcount 179
- Full-Time Equivalent 108

HIGHEST ENROLLED CAREER CLUSTERS

- Business Management and Administration
- Architecture and Construction
- Health Services
- Education and Training

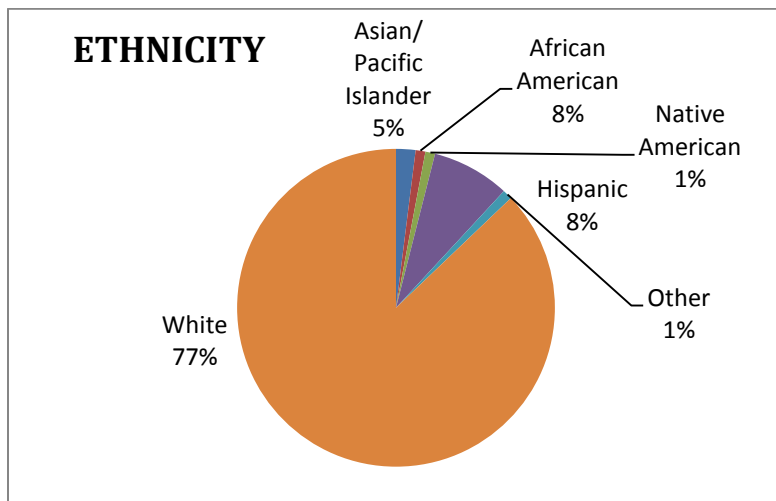
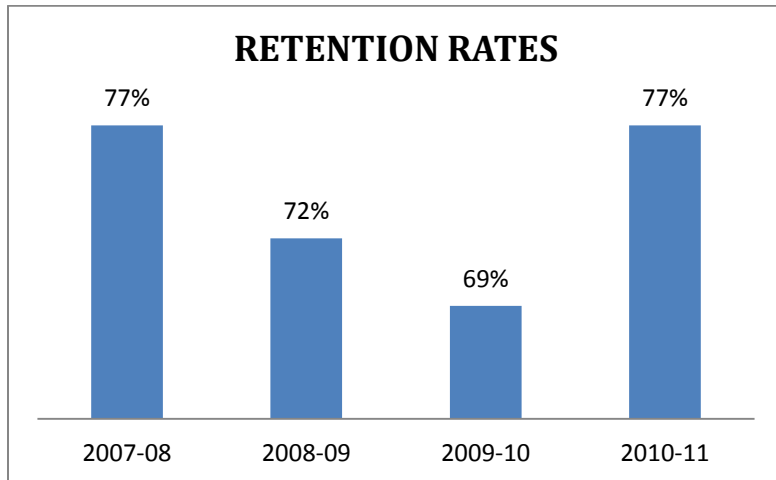
SPECIAL PROGRAMS

- Internships

OPPORTUNITY GRANT PROGRAM

CLARK COLLEGE

STUDENT PROFILE 2010-11



GENDER

Female 75% Male 25%

FAMILY

Average Family Size: 2

-with school-aged children: 75

Median Household Income (Independent): <\$10,000

KEY FACTS 2010-11

FY 11 ALLOCATION-STUDENT AID

- \$226,434

FY 11 ALLOCATION-WRAP AROUND

- \$75,478

PROGRAM ENROLLMENT TARGETS

- Headcount 96
- Full-Time Equivalent 50

PROGRAM ENROLLMENT ACTUAL

- Headcount 232
- Full-Time Equivalent 130

HIGHEST ENROLLED CAREER CLUSTERS

- Health Services
- Transportation, Distribution, and Logistics
- Business Management and Administration

PROMISING NEW PROGRAMS

- Pharmacy Technician
- Data Center Technician
- Network Administrator

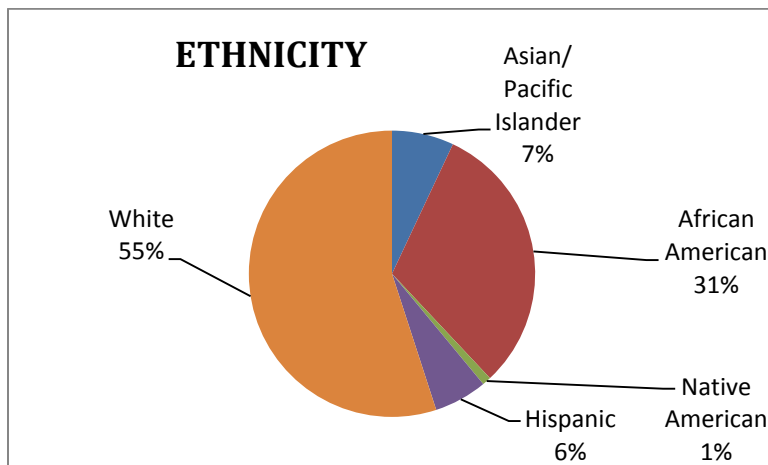
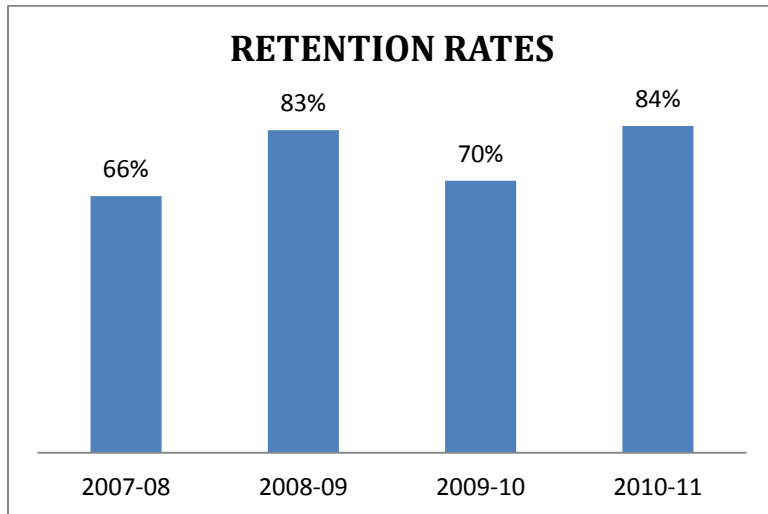
SPECIAL PROGRAMS

- WTECB Partnership Program

OPPORTUNITY GRANT PROGRAM

CLOVER PARK TECHNICAL COLLEGE

STUDENT PROFILE 2010-11



GENDER

Female 69% Male 31%

FAMILY

Average Family Size: 3

-with school-aged children: 42

Median Household Income (Independent): \$10,572

KEY FACTS 2010-11

FY 11 ALLOCATION-STUDENT AID

- \$386,912

FY 11 ALLOCATION-WRAP AROUND

- \$130,500

PROGRAM ENROLLMENT TARGETS

- Headcount 140
- Full-Time Equivalent 87

PROGRAM ENROLLMENT ACTUAL

- Headcount 157
- Full-Time Equivalent 124

HIGHEST ENROLLED CAREER CLUSTERS

- Health Services
- Transportation, Distribution, and Logistics
- Education and Training

PROMISING NEW PROGRAMS

- Sustainable Building Science
- Aerospace Composite Technology

SPECIAL PROGRAMS

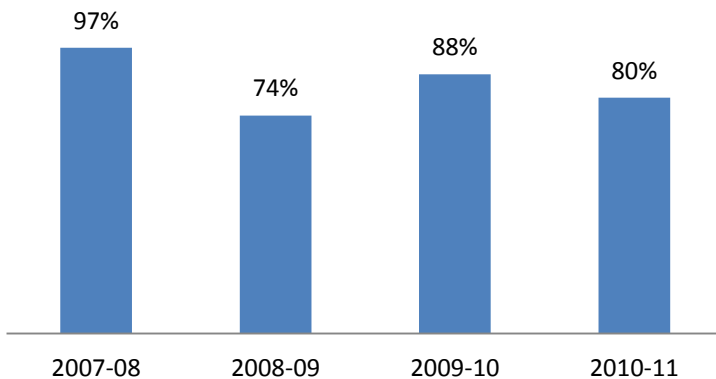
- Internships

OPPORTUNITY GRANT PROGRAM

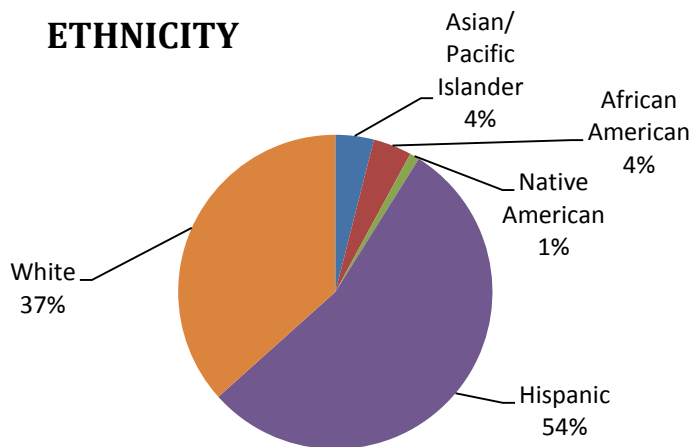
COLUMBIA BASIN COLLEGE

STUDENT PROFILE 2010-11

RETENTION RATES



ETHNICITY



GENDER

Female 79% Male 21%

FAMILY

Average Family Size: 3

-with school-aged children: 42

Median Household Income (Independent): \$15,545

KEY FACTS 2010-11

FY 11 ALLOCATION-STUDENT AID

- \$235,912

FY 11 ALLOCATION-WRAP AROUND

- \$78,000

PROGRAM ENROLLMENT TARGETS

- Headcount 90
- Full-Time Equivalent 52

PROGRAM ENROLLMENT ACTUAL

- Headcount 136
- Full-Time Equivalent 90

HIGHEST ENROLLED CAREER CLUSTERS

- Health Services
- Business Management and Administration
- Education and Training

SPECIAL PROGRAMS

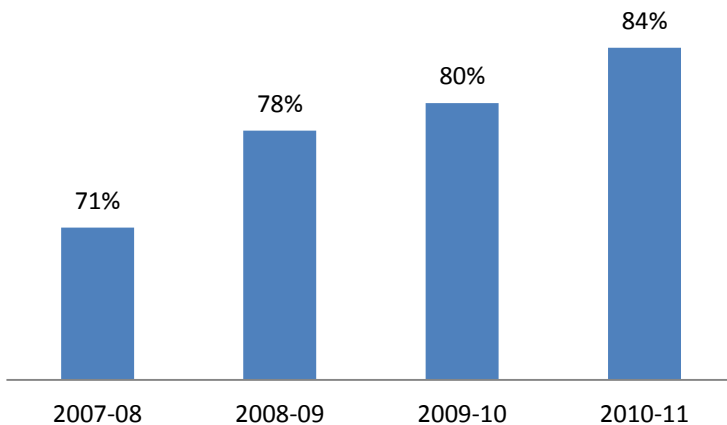
- Internships
- Graduation Congratulations Card

OPPORTUNITY GRANT PROGRAM

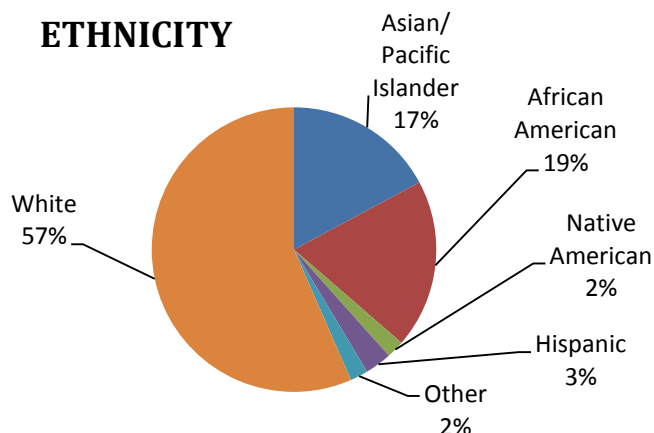
EDMONDS COMMUNITY COLLEGE

STUDENT PROFILE 2010-11

RETENTION RATES



ETHNICITY



GENDER

Female 72% Male 28%

FAMILY

Average Family Size: 3

-with school-aged children: 58

Median Household Income (Independent): \$11,775

KEY FACTS 2010-11

FY 11 ALLOCATION-STUDENT AID

- \$388,312

FY 11 ALLOCATION-WRAP AROUND

- \$129,000

PROGRAM ENROLLMENT TARGETS

- Headcount 140
- Full-Time Equivalent 87

PROGRAM ENROLLMENT ACTUAL

- Headcount 169
- Full-Time Equivalent 133

HIGHEST ENROLLED CAREER CLUSTERS

- Health Services
- Information Technology
- Business Management and Administration
- Manufacturing

SPECIAL PROGRAMS

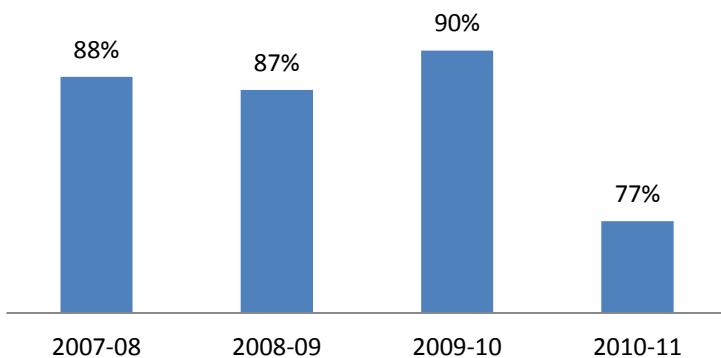
- Internships

OPPORTUNITY GRANT PROGRAM

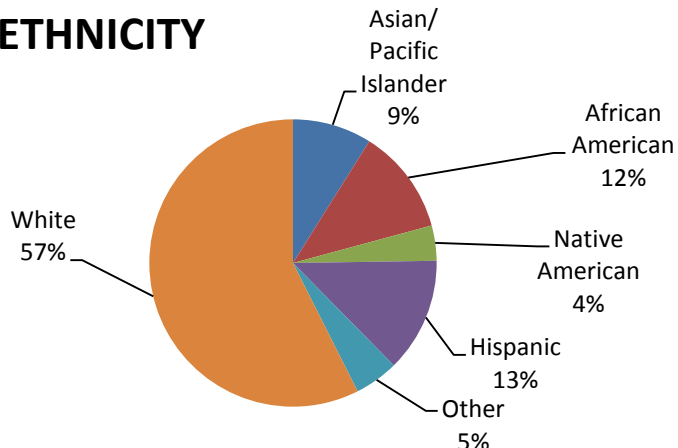
EVERETT COMMUNITY COLLEGE

STUDENT PROFILE 2010-11

RETENTION RATES



ETHNICITY



GENDER

Female 49% Male 51%

FAMILY

Average Family Size: 3

-with school-aged children: 47

Median Household Income (Independent): \$11,008

KEY FACTS 2010-11

FY 11 ALLOCATION-STUDENT AID

- \$258,797

FY 11 ALLOCATION-WRAP AROUND

- \$86,266

PROGRAM ENROLLMENT TARGETS

- Headcount 105
- Full-Time Equivalent 58

PROGRAM ENROLLMENT ACTUAL

- Headcount 144
- Full-Time Equivalent 81

HIGHEST ENROLLED CAREER CLUSTERS

- Information Technology
- Manufacturing

SPECIAL PROGRAMS

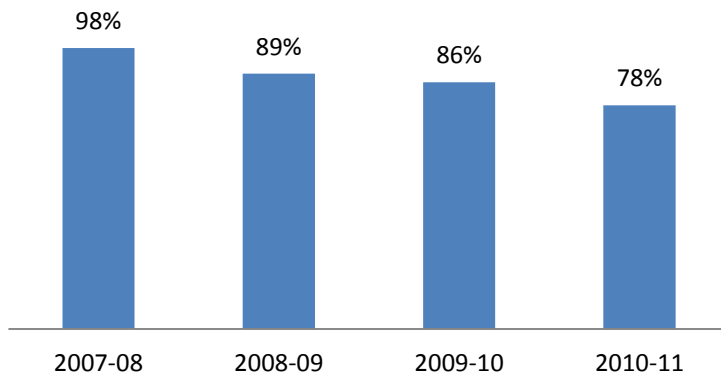
- Internships
- Textbook Library

OPPORTUNITY GRANT PROGRAM

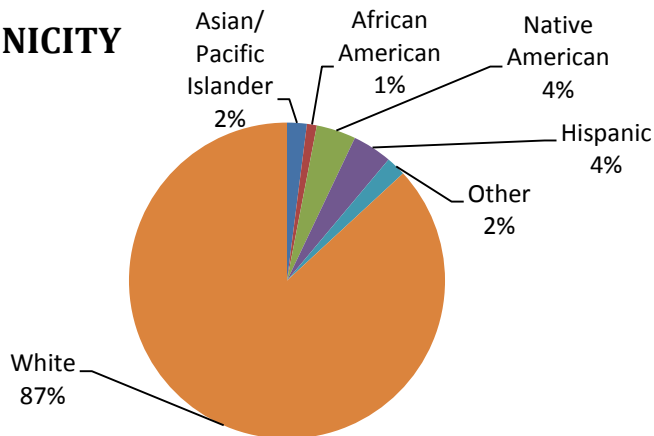
GRAYS HARBOR COLLEGE

STUDENT PROFILE 2010-11

RETENTION RATE



ETHNICITY



GENDER

Female 38% Male 62%

FAMILY

Average Family Size: 3

-with school-aged children: 27

Median Household Income (Independent): \$13,420

KEY FACTS 2010-11

FY 11 ALLOCATION-STUDENT AID

- \$252,762

FY 11 ALLOCATION-WRAP AROUND

- \$85,500

PROGRAM ENROLLMENT TARGETS

- Headcount 101
- Full-Time Equivalent 56

PROGRAM ENROLLMENT ACTUAL

- Headcount 97
- Full-Time Equivalent 87

HIGHEST ENROLLED CAREER CLUSTERS

- Health Services
- Architecture and Construction
- Transportation, Distribution, and Logistics

PROMISING NEW PROGRAMS

- Energy Technology
- Criminal Justice

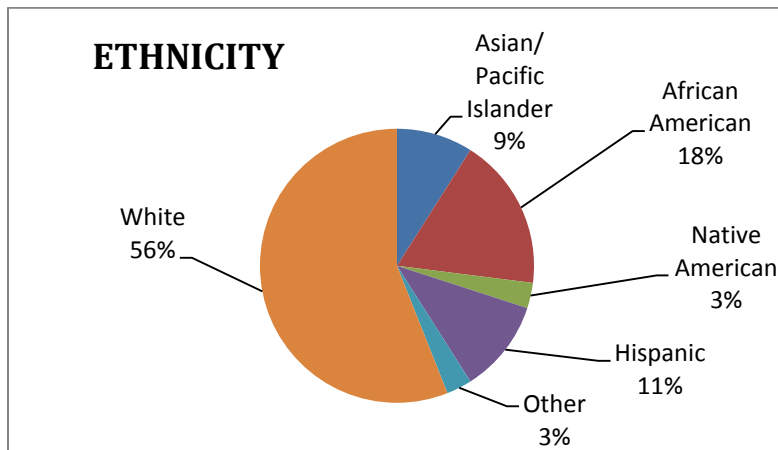
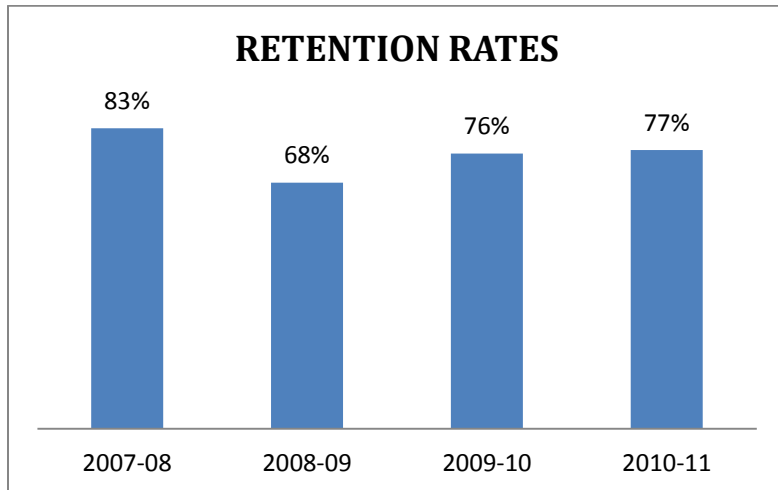
SPECIAL PROGRAMS

- Internships
- Emergency Gas Vouchers

OPPORTUNITY GRANT PROGRAM

GREEN RIVER COMMUNITY COLLEGE

STUDENT PROFILE 2010-11



GENDER

Female 72% Male 28%

FAMILY

Average Family Size: 3

-with school-aged children: 60

Median Household Income (Independent): \$14,410

KEY FACTS 2010-11

FY 11 ALLOCATION-STUDENT AID

- \$287,072

FY 11 ALLOCATION-WRAP AROUND

- \$95,691

PROGRAM ENROLLMENT TARGETS

- Headcount 111
- Full-Time Equivalent 64

PROGRAM ENROLLMENT ACTUAL

- Headcount 288
- Full-Time Equivalent 170

HIGHEST ENROLLED CAREER CLUSTERS

- Health Services
- Education and Training
- Transportation, Distribution, and Logistics

SPECIAL PROGRAMS

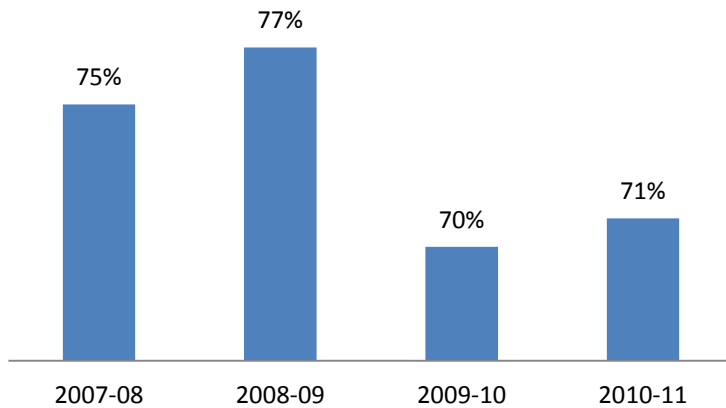
- Internships

OPPORTUNITY GRANT PROGRAM

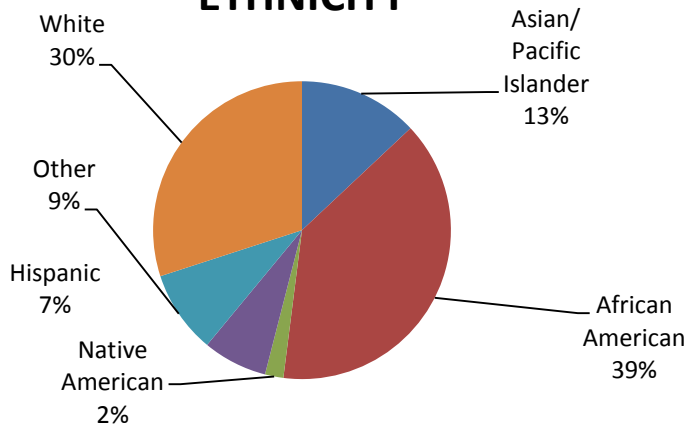
HIGHLINE COMMUNITY COLLEGE

STUDENT PROFILE 2010-11

RETENTION RATES



ETHNICITY



GENDER

Female 79% Male 21%

FAMILY

Average Family Size: 3

-with school-aged children: 83

Median Household Income (Independent): \$14,028

KEY FACTS 2010-11

FY 11 ALLOCATION-STUDENT AID

- \$373,734

FY 11 ALLOCATION-WRAP AROUND

- \$124,578

PROGRAM ENROLLMENT TARGETS

- Headcount 157
- Full-Time Equivalent 83

PROGRAM ENROLLMENT ACTUAL

- Headcount 239
- Full-Time Equivalent 153

HIGHEST ENROLLED CAREER CLUSTERS

- Health Services
- Education and Training
- Business Management and Administration

PROMISING NEW PROGRAMS

- Chemical Dependency

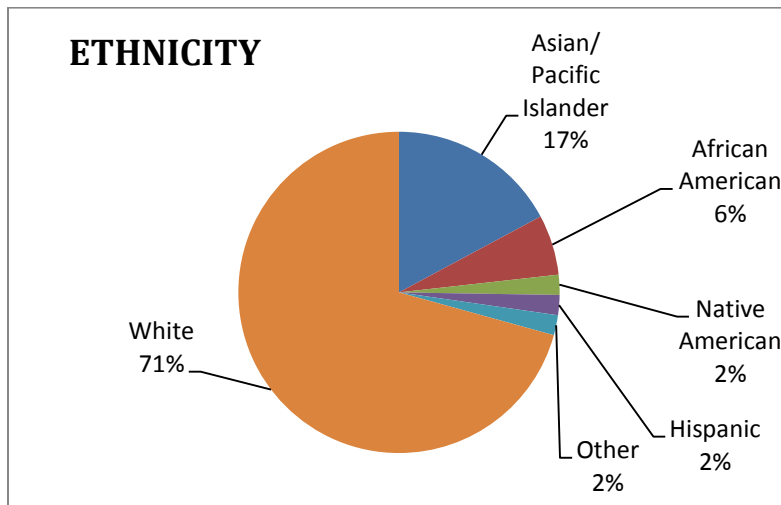
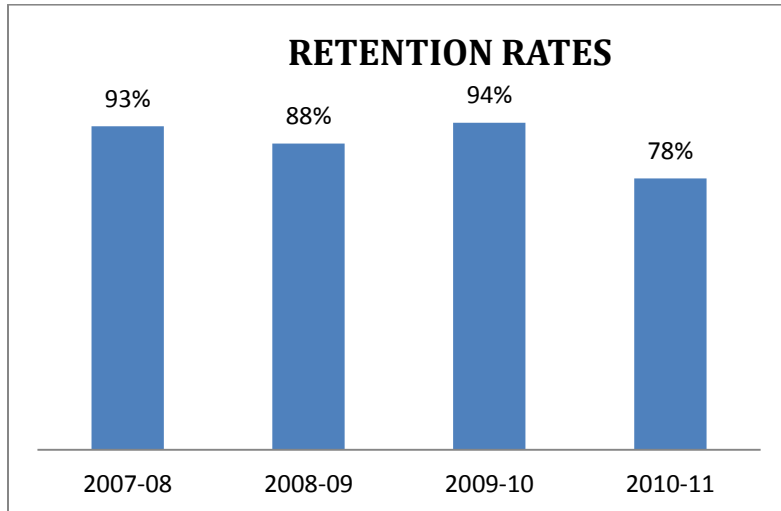
SPECIAL PROGRAMS

- Internships
- Apprenticeships

OPPORTUNITY GRANT PROGRAM

LAKE WASHINGTON INSTITUTE OF TECHNOLOGY

STUDENT PROFILE 2010-11



GENDER

Female 88% Male 12%

FAMILY

Average Family Size: 3

-with school-aged children: 36

Median Household Income (Independent): \$13,830

KEY FACTS 2010-11

FY 11 ALLOCATION-STUDENT AID

- \$226,434

FY 11 ALLOCATION-WRAP AROUND

- \$75,478

PROGRAM ENROLLMENT TARGETS

- Headcount 96
- Full-Time Equivalent 50

PROGRAM ENROLLMENT ACTUAL

- Headcount 90
- Full-Time Equivalent 62

HIGHEST ENROLLED CAREER CLUSTERS

- Health Services
- Business Management and Administration

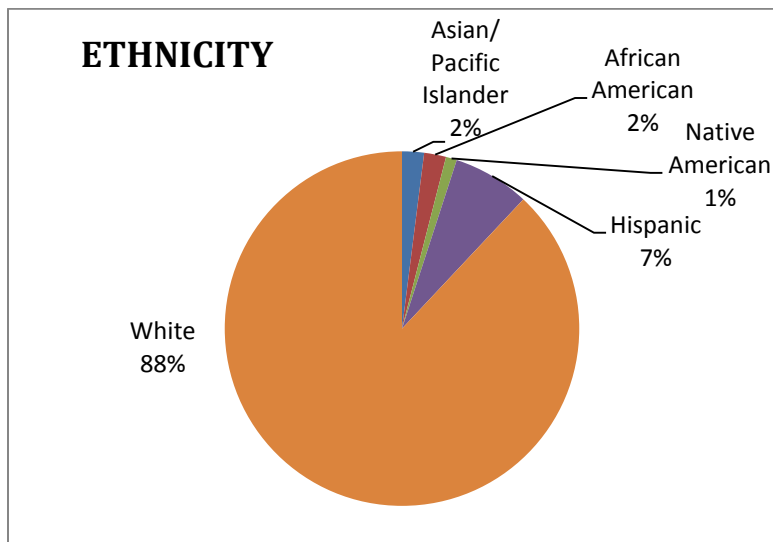
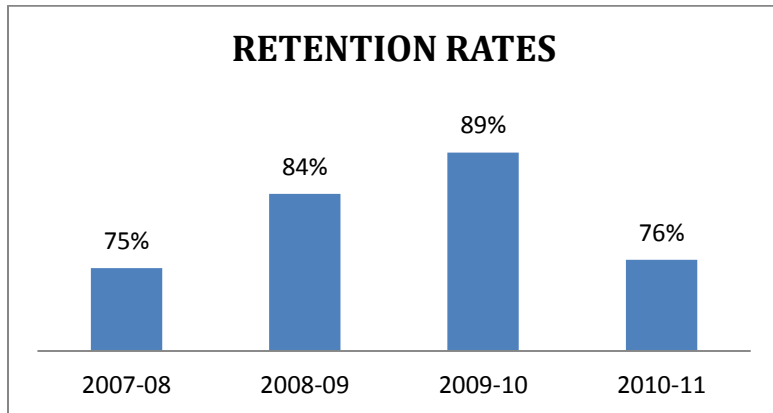
SPECIAL PROGRAMS

- Internships
- Business/Community partnerships

OPPORTUNITY GRANT PROGRAM

LOWER COLUMBIA COLLEGE

STUDENT PROFILE 2010-11



GENDER

Female 56% Male 44%

FAMILY

Average Family Size: 3
-with school-aged children: 41
Median Household Income (Independent): <\$10,000

KEY FACTS 2010-11

FY 11 ALLOCATION-STUDENT AID

- \$248,372

FY 11 ALLOCATION-WRAP AROUND

- \$82,791

PROGRAM ENROLLMENT TARGETS

- Headcount 101
- Full-Time Equivalent 55

PROGRAM ENROLLMENT ACTUAL

- Headcount 112
- Full-Time Equivalent 84

HIGHEST ENROLLED CAREER CLUSTERS

- Health Services
- Business Management and Administration
- Manufacturing
- Education and Training

SPECIAL PROGRAMS

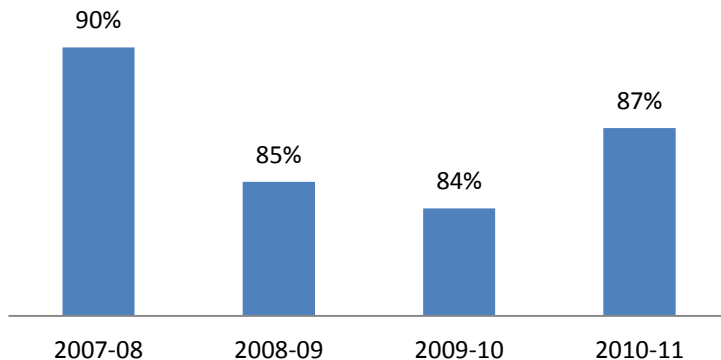
- Internships
- WTECB Partnership Program

OPPORTUNITY GRANT PROGRAM

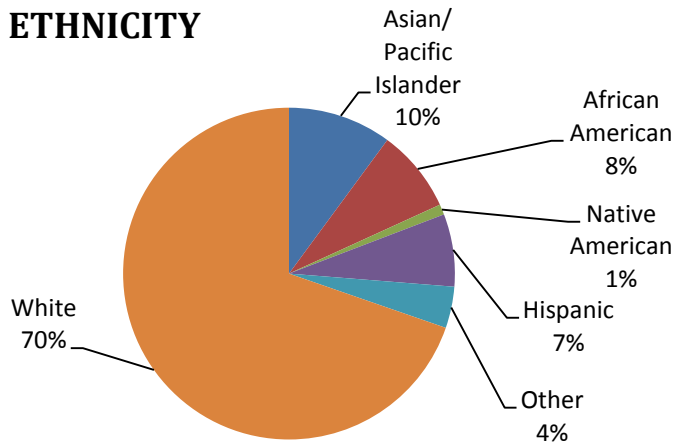
OLYMPIC COLLEGE

STUDENT PROFILE 2010-11

RETENTION RATES



ETHNICITY



GENDER

Female 68% Male 32%

FAMILY

Average Family Size: 3

-with school-aged children: 57

Median Household Income (Independent): \$11,146

KEY FACTS 2010-11

FY 11 ALLOCATION-STUDENT AID

- \$280,412

FY 11 ALLOCATION-WRAP AROUND

- \$92,250

PROGRAM ENROLLMENT TARGETS

- Headcount 131
- Full-Time Equivalent 62

PROGRAM ENROLLMENT ACTUAL

- Headcount 135
- Full-Time Equivalent 76

HIGHEST ENROLLED CAREER CLUSTERS

- Health Services
- Business Management and Administration
- Manufacturing
- Education and Training

SPECIAL PROGRAMS

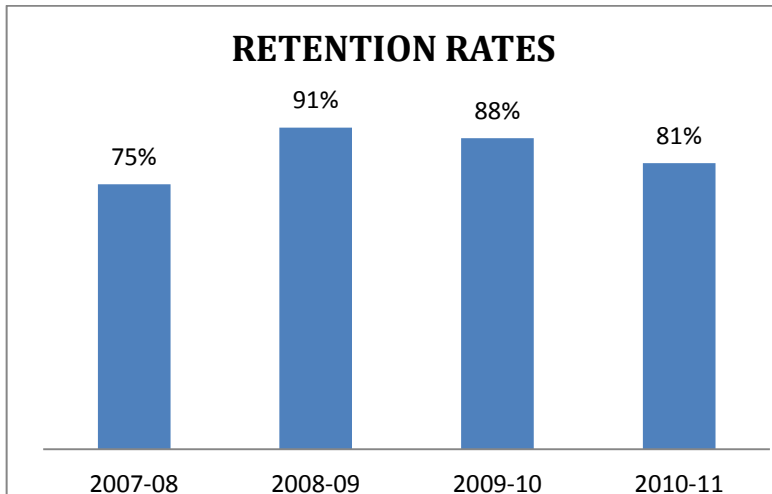
- Internships
- Apprenticeships
- Graduation luncheon with community partners

OPPORTUNITY GRANT PROGRAM

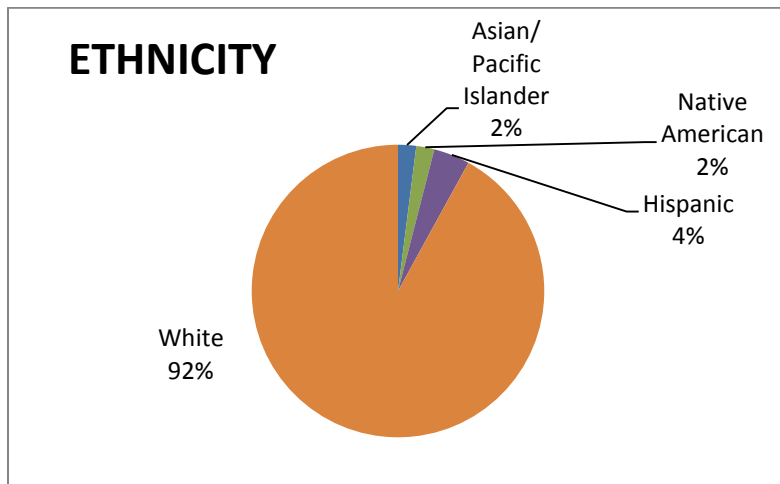
PENINSULA COLLEGE

STUDENT PROFILE 2010-11

RETENTION RATES



ETHNICITY



GENDER

Female 73% Male 27%

FAMILY

Average Family Size: 2

-with school-aged children: 44

Median Household Income (Independent): <\$10,000

KEY FACTS 2010-11

FY 11 ALLOCATION-STUDENT AID

- \$323,522

FY 11 ALLOCATION-WRAP AROUND

- \$107,841

PROGRAM ENROLLMENT TARGETS

- Headcount 105
- Full-Time Equivalent 72

PROGRAM ENROLLMENT ACTUAL

- Headcount 120
- Full-Time Equivalent 104

HIGHEST ENROLLED CAREER CLUSTERS

- Health Services
- Business Management and Administration
- Education and Training

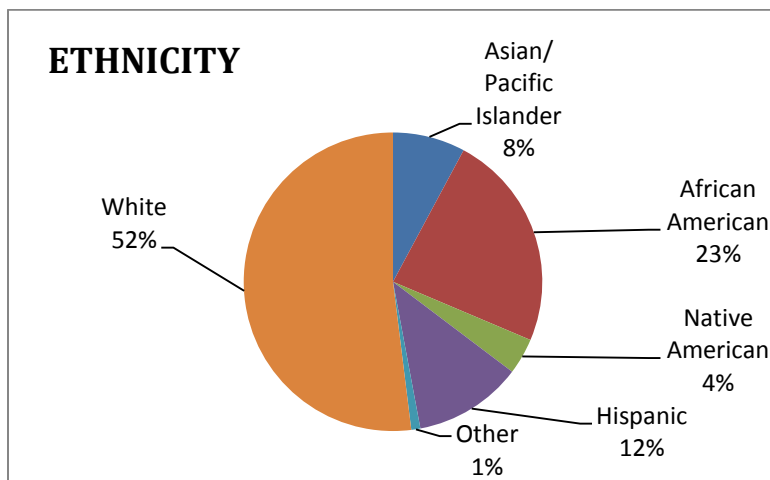
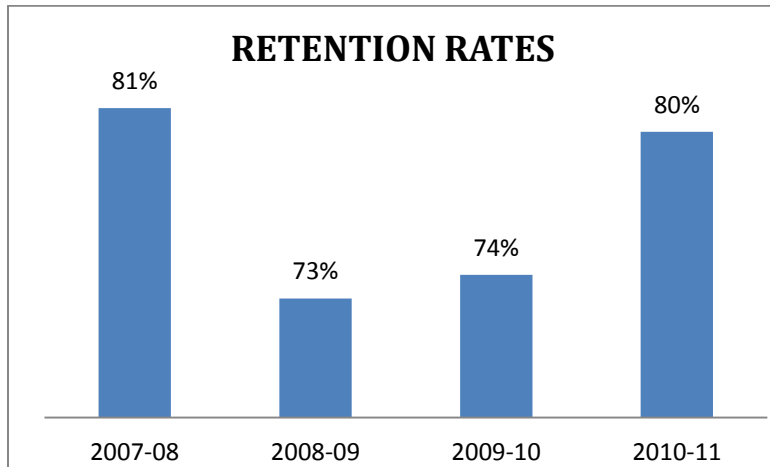
SPECIAL PROGRAMS

- Internships
- Graduation celebration

OPPORTUNITY GRANT PROGRAM

PIERCE COLLEGE DISTRICT

STUDENT PROFILE 2010-11



GENDER

Female 76% Male 24%

FAMILY

Average Family Size: 3

-with school-aged children: 122

Median Household Income (Independent): \$13,657

KEY FACTS 2010-11

FY 11 ALLOCATION-STUDENT AID

- \$570,906

FY 11 ALLOCATION-WRAP AROUND

- \$199,341

PROGRAM ENROLLMENT TARGETS

- Headcount 235
- Full-Time Equivalent 128

PROGRAM ENROLLMENT ACTUAL

- Headcount 394
- Full-Time Equivalent 315

HIGHEST ENROLLED CAREER CLUSTERS

- Health Services
- Business Management and Administration
- Law, Public Safety, and Security
- Education and Training

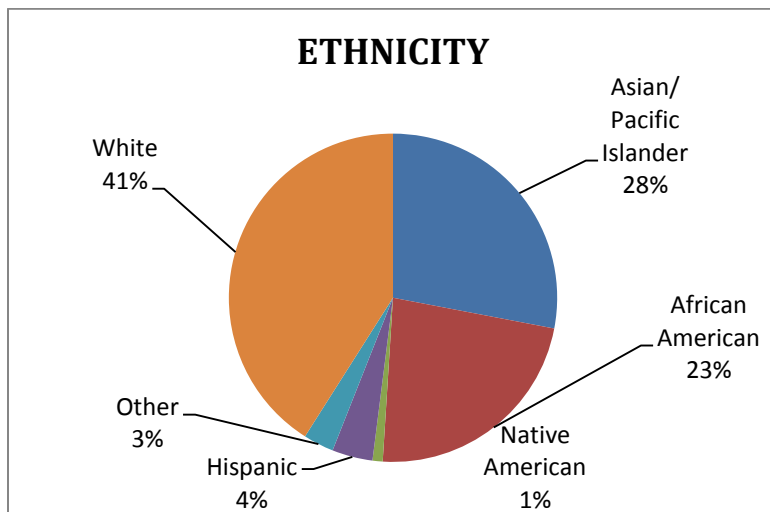
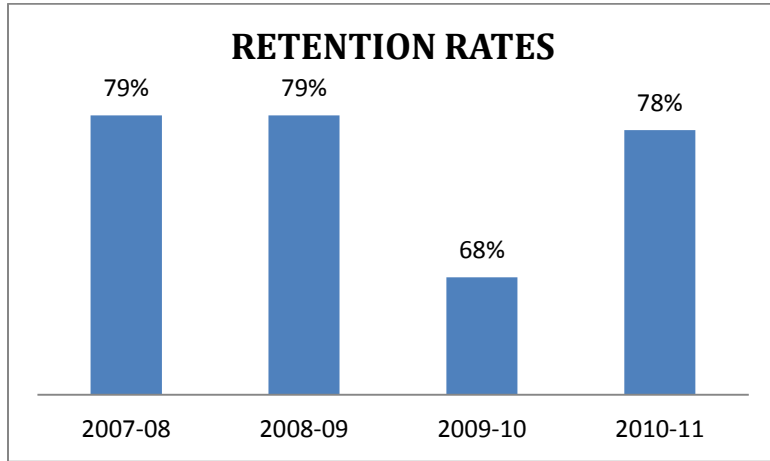
SPECIAL PROGRAMS

- Internships

OPPORTUNITY GRANT PROGRAM

RENTON TECHNICAL COLLEGE

STUDENT PROFILE 2010-11



GENDER

Female 78% Male 22%

FAMILY

Average Family Size: 3

-with school-aged children: 58

Median Household Income (Independent): \$11,600

KEY FACTS 2010-11

FY 11 ALLOCATION-STUDENT AID

- \$226,434

FY 11 ALLOCATION-WRAP AROUND

- \$75,478

PROGRAM ENROLLMENT TARGETS

- Headcount 97
- Full-Time Equivalent 50

PROGRAM ENROLLMENT ACTUAL

- Headcount 152
- Full-Time Equivalent 104

HIGHEST ENROLLED CAREER CLUSTERS

- Health Services
- Business Management and Administration
- Architecture and Construction
- Education and Training

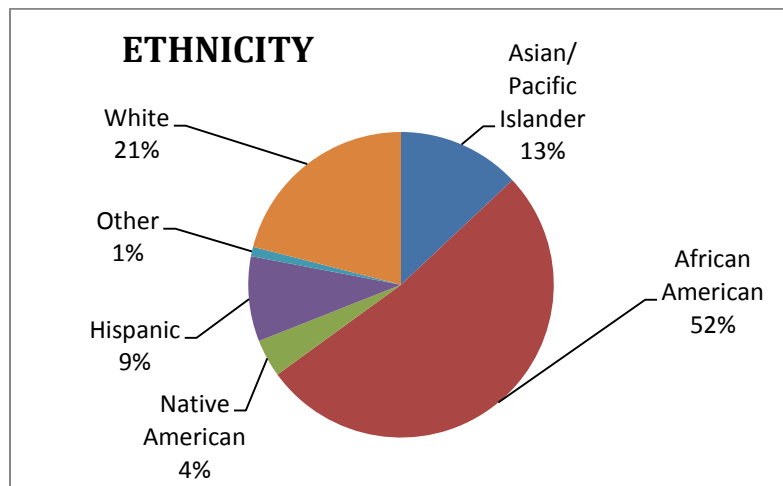
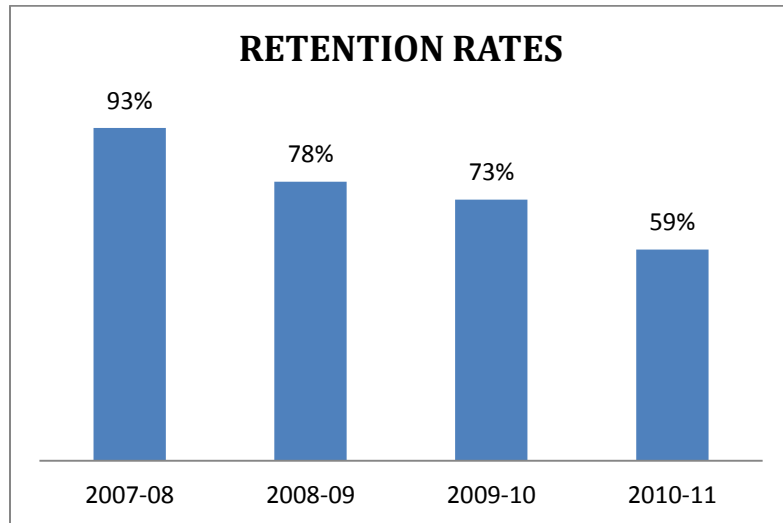
SPECIAL PROGRAMS

- Apprenticeships

OPPORTUNITY GRANT PROGRAM

SEATTLE CENTRAL COMMUNITY COLLEGE (Includes SVI)

STUDENT PROFILE 2010-11



GENDER

Female 62% Male 38%

FAMILY

Average Family Size: 2

-with school-aged children: 67

Median Household Income (Independent): <\$10,000

KEY FACTS 2010-11

FY 11 ALLOCATION-STUDENT AID

- \$307,509

FY 11 ALLOCATION-WRAP AROUND

- \$102,503

PROGRAM ENROLLMENT TARGETS

- Headcount 131
- Full-Time Equivalent 68

PROGRAM ENROLLMENT ACTUAL

- Headcount 217
- Full-Time Equivalent 132

HIGHEST ENROLLED CAREER CLUSTERS

- Health Services
- Business Management and Administration
- Education and Training

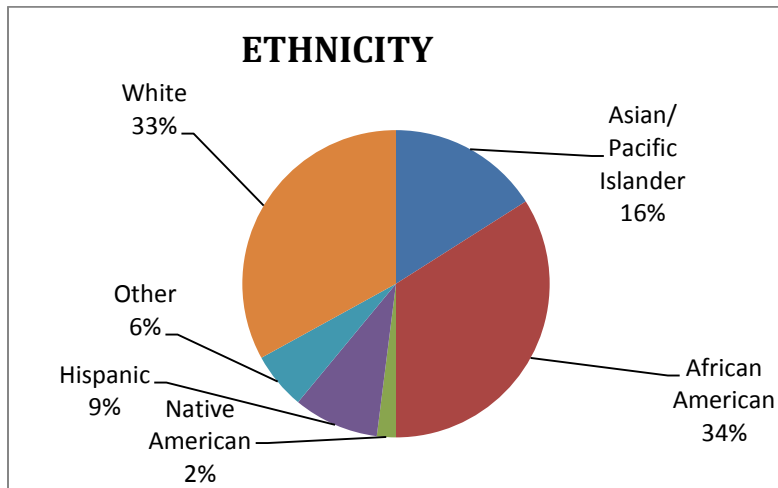
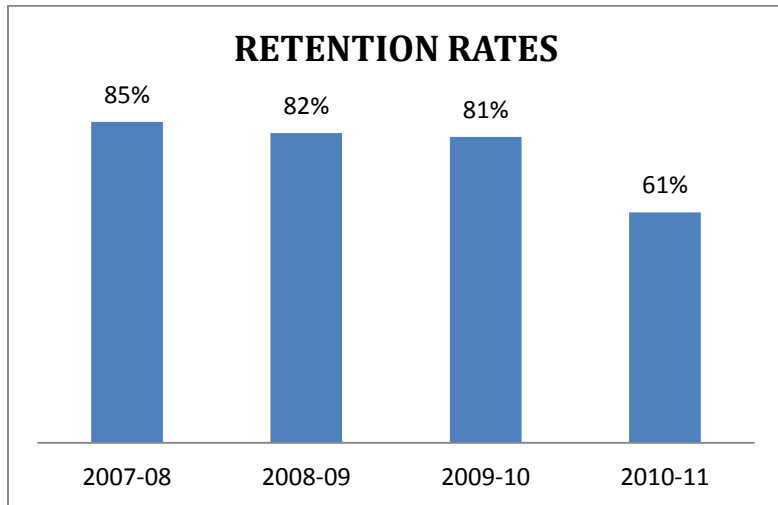
SPECIAL PROGRAMS

- Internships
- Apprenticeships

OPPORTUNITY GRANT PROGRAM

SEATTLE-NORTH COMMUNITY COLLEGE

STUDENT PROFILE 2010-11



GENDER

Female 68% Male 32%

FAMILY

Average Family Size: 2

-with school-aged children: 39

Median Household Income (Independent): \$16,982

KEY FACTS 2010-11

FY 11 ALLOCATION-STUDENT AID

- \$266,972

FY 11 ALLOCATION-WRAP AROUND

- \$88,991

PROGRAM ENROLLMENT TARGETS

- Headcount 95
- Full-Time Equivalent 59

PROGRAM ENROLLMENT ACTUAL

- Headcount 135
- Full-Time Equivalent 76

HIGHEST ENROLLED CAREER CLUSTERS

- Health Services
- Business Management and Administration

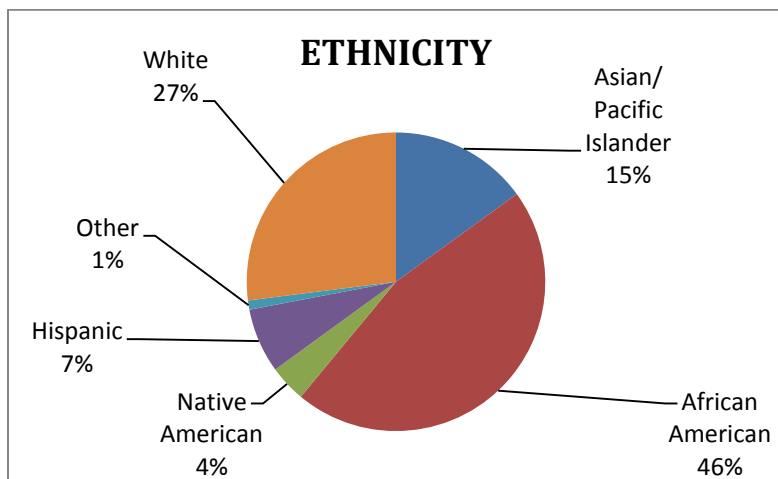
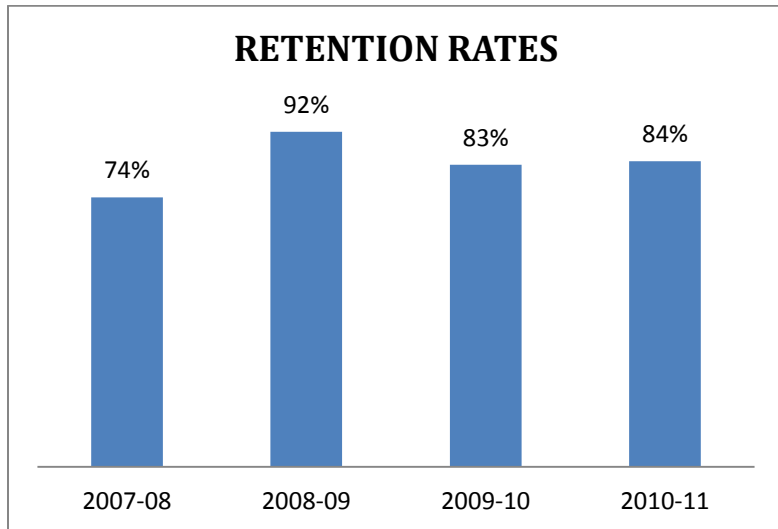
SPECIAL PROGRAMS

- Internships
- Graduation lapel pins

OPPORTUNITY GRANT PROGRAM

SEATTLE-SOUTH COMMUNITY COLLEGE

STUDENT PROFILE 2010-11



GENDER

Female 68% Male 32%

FAMILY

Average Family Size: 2

-with school-aged children: 23

Median Household Income (Independent): <\$10,000

KEY FACTS 2010-11

FY 11 ALLOCATION-STUDENT AID

- \$258,797

FY 11 ALLOCATION-WRAP AROUND

- \$86,266

PROGRAM ENROLLMENT TARGETS

- Headcount 98
- Full-Time Equivalent 58

PROGRAM ENROLLMENT ACTUAL

- Headcount 128
- Full-Time Equivalent 90

HIGHEST ENROLLED CAREER CLUSTERS

- Health Services
- Business Management and Administration
- Transportation, Distribution, and Logistics

PROMISING NEW PROGRAMS

- Aviation Maintenance Technology
- Welding Fabrication
- Commercial Driving Training

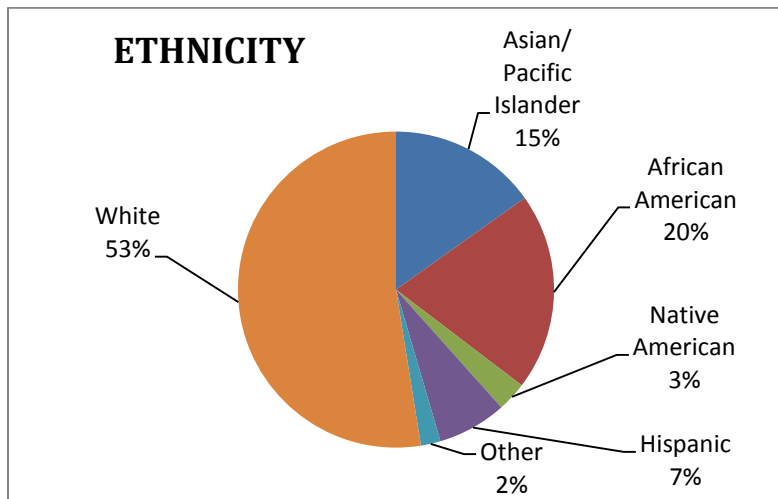
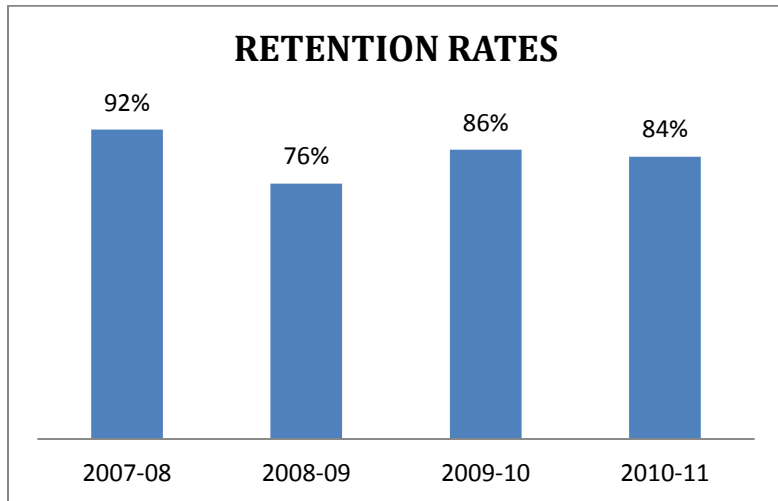
SPECIAL PROGRAMS

- Internships
- Apprenticeships
- Business/Community partnerships

OPPORTUNITY GRANT PROGRAM

SHORELINE COMMUNITY COLLEGE

STUDENT PROFILE 2010-11



GENDER

Female 40% Male 60%

FAMILY

Average Family Size: 4

-with school-aged children: 92

Median Household Income (Independent): \$13,278

KEY FACTS 2010-11

FY 11 ALLOCATION-STUDENT AID

- \$350,412

FY 11 ALLOCATION-WRAP AROUND

- \$116,000

PROGRAM ENROLLMENT TARGETS

- Headcount 135
- Full-Time Equivalent 77

PROGRAM ENROLLMENT ACTUAL

- Headcount 134
- Full-Time Equivalent 120

HIGHEST ENROLLED CAREER CLUSTERS

- Health Services
- Business Management and Administration
- Manufacturing
- Education and Training

PROMISING NEW PROGRAMS

- Health Informatics
- Zero Energy Building Practices

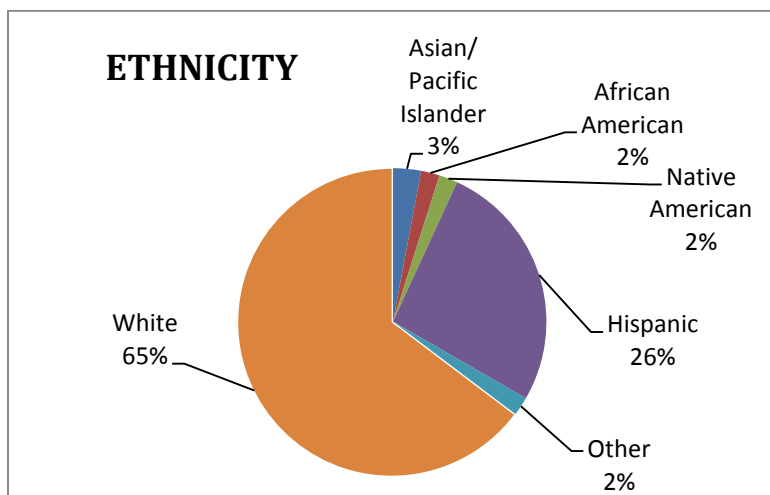
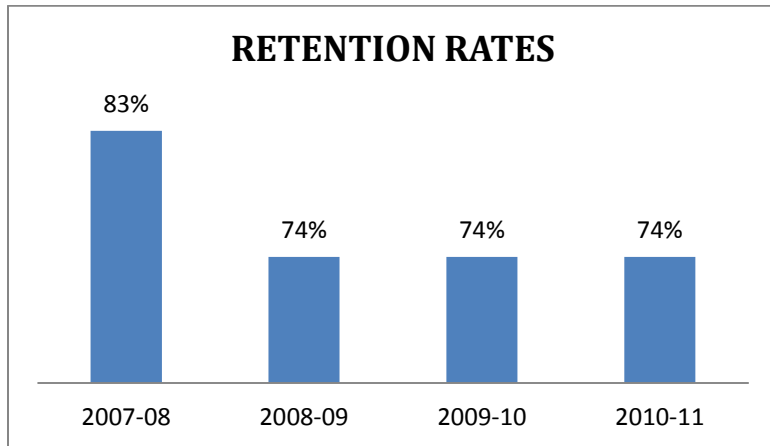
SPECIAL PROGRAMS

- Paid Internships
- Nursing Assistant graduation quarterly

OPPORTUNITY GRANT PROGRAM

SKAGIT VALLEY COLLEGE

STUDENT PROFILE 2010-11



GENDER

Female 76% Male 24%

FAMILY

Average Family Size: 3

-with school-aged children: 51

Median Household Income (Independent): \$12,801

KEY FACTS 2010-11

FY 11 ALLOCATION-STUDENT AID

- \$197,412

FY 11 ALLOCATION-WRAP AROUND

- \$64,500

PROGRAM ENROLLMENT TARGETS

- Headcount 74
- Full-Time Equivalent 43

PROGRAM ENROLLMENT ACTUAL

- Headcount 202
- Full-Time Equivalent 120

HIGHEST ENROLLED CAREER CLUSTERS

- Health Services
- Education and Training

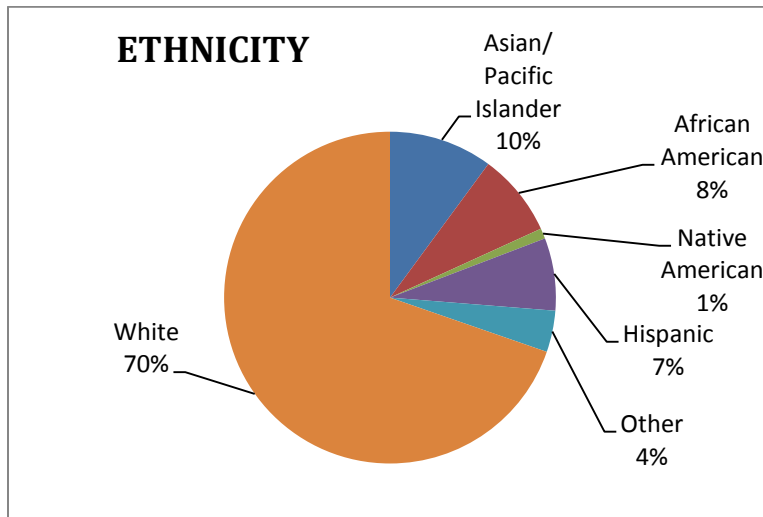
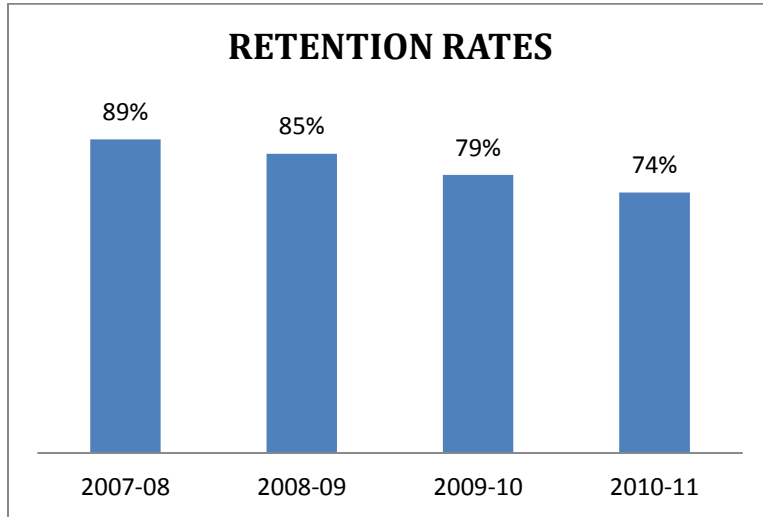
SPECIAL PROGRAMS

- Internships
- Apprenticeships
- WTECB Partnership Program

OPPORTUNITY GRANT PROGRAM

SOUTH PUGET SOUND COMMUNITY COLLEGE

STUDENT PROFILE 2010-11



GENDER

Female 51% Male 49%

FAMILY

Average Family Size: 1

-with school-aged children: 23

Median Household Income (Independent): <\$10,000

KEY FACTS 2010-11

FY 11 ALLOCATION-STUDENT AID

- \$226,434

FY 11 ALLOCATION-WRAP AROUND

- \$75,478

PROGRAM ENROLLMENT TARGETS

- Headcount 95
- Full-Time Equivalent 50

PROGRAM ENROLLMENT ACTUAL

- Headcount 125
- Full-Time Equivalent 94

HIGHEST ENROLLED CAREER CLUSTERS

- Health Services
- Business Management and Administration
- Education and Training

SPECIAL PROGRAMS

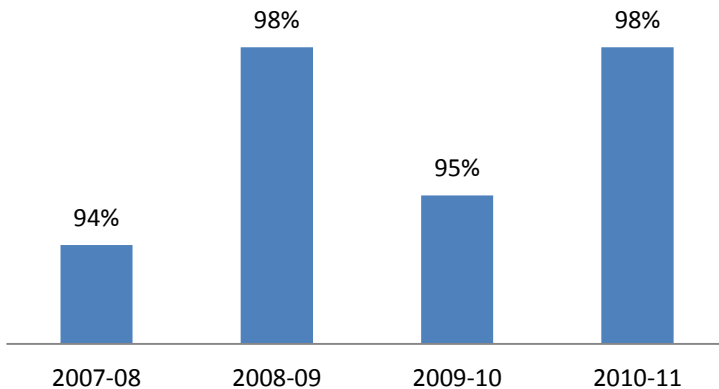
- Internships
- Business/Community partnerships

OPPORTUNITY GRANT PROGRAM

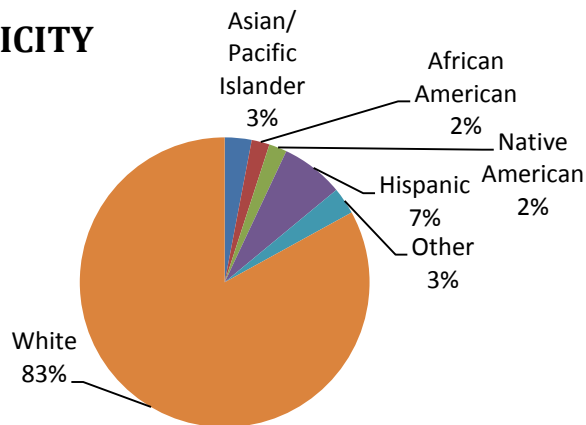
SPOKANE COMMUNITY COLLEGE

STUDENT PROFILE 2010-11

RETENTION RATES



ETHNICITY



GENDER

Female 52% Male 48%

FAMILY

Average Family Size: 2

-with school-aged children: 92

Median Household Income (Independent): \$10,703

KEY FACTS 2010-11

FY 11 ALLOCATION-STUDENT AID

- \$258,797

FY 11 ALLOCATION-WRAP AROUND

- \$86,266

PROGRAM ENROLLMENT TARGETS

- Headcount 90
- Full-Time Equivalent 58

PROGRAM ENROLLMENT ACTUAL

- Headcount 110
- Full-Time Equivalent 84

HIGHEST ENROLLED CAREER CLUSTERS

- Health Services
- Business Management and Administration
- Manufacturing

SPECIAL PROGRAMS

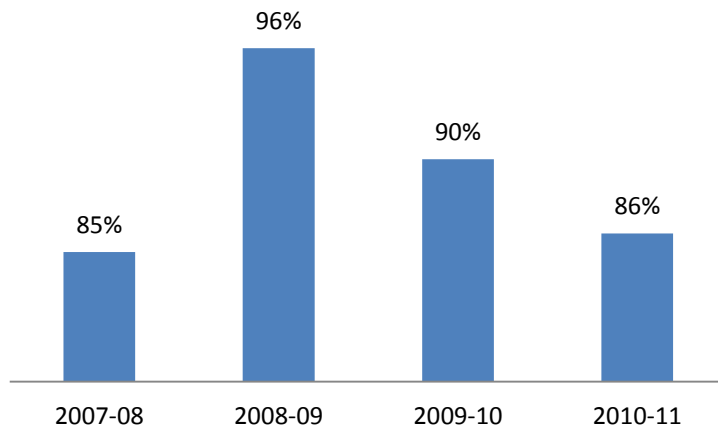
- Internships

OPPORTUNITY GRANT PROGRAM

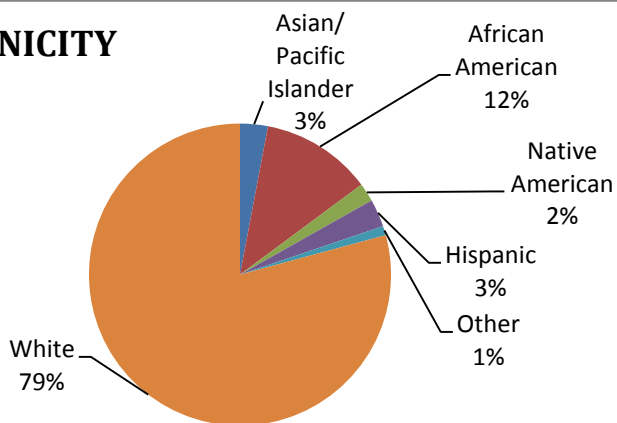
SPOKANE FALLS COMMUNITY COLLEGE

STUDENT PROFILE 2010-11

RETENTION RATES



ETHNICITY



GENDER

Female 74% Male 26%

FAMILY

Average Family Size: 3

-with school-aged children: 28

Median Household Income (Independent): <\$10,000

KEY FACTS 2010-11

FY 11 ALLOCATION-STUDENT AID

- \$226,434

FY 11 ALLOCATION-WRAP AROUND

- \$75,478

PROGRAM ENROLLMENT TARGETS

- Headcount 95
- Full-Time Equivalent 50

PROGRAM ENROLLMENT ACTUAL

- Headcount 144
- Full-Time Equivalent 107

HIGHEST ENROLLED CAREER CLUSTERS

- Health Services
- Business Management and Administration
- Manufacturing
- Education and Training

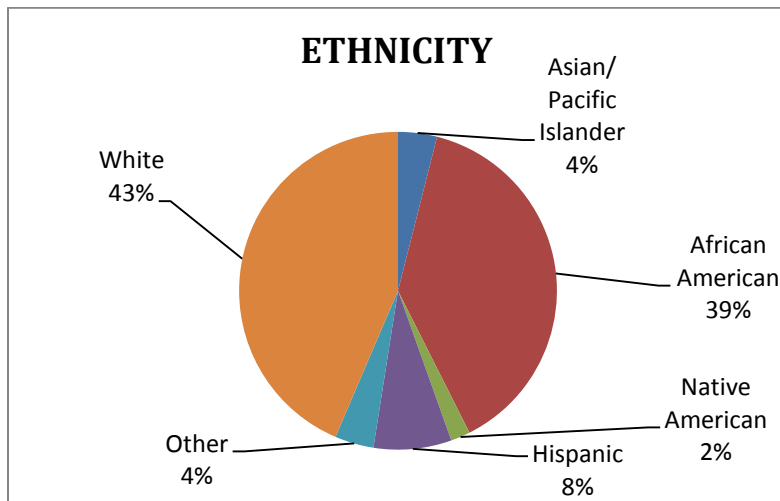
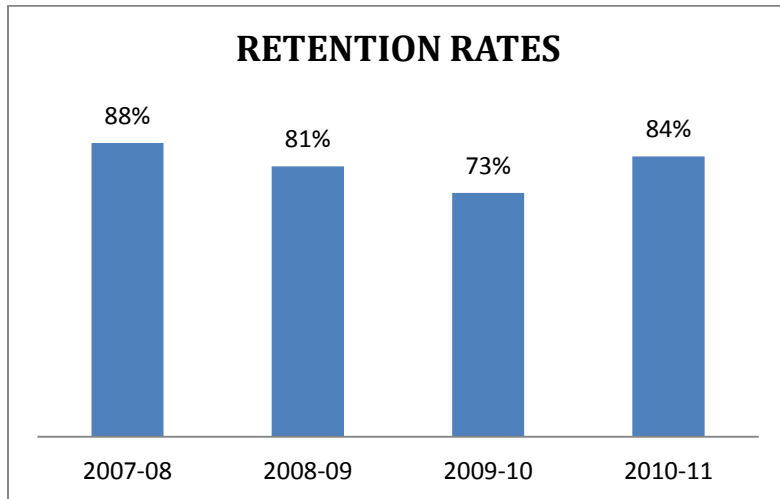
SPECIAL PROGRAMS

- Internships
- IBEST Graduation each quarter

OPPORTUNITY GRANT PROGRAM

TACOMA COMMUNITY COLLEGE

STUDENT PROFILE 2010-11



GENDER

Female 71% Male 29%

FAMILY

Average Family Size: 3

-with school-aged children: 47

Median Household Income (Independent): <\$10,000

KEY FACTS 2010-11

FY 11 ALLOCATION-STUDENT AID

- \$226,434

FY 11 ALLOCATION-WRAP AROUND

- \$75,478

PROGRAM ENROLLMENT TARGETS

- Headcount 90
- Full-Time Equivalent 50

PROGRAM ENROLLMENT ACTUAL

- Headcount 177
- Full-Time Equivalent 127

HIGHEST ENROLLED CAREER CLUSTERS

- Health Services
- Business Management and Administration
- Education and Training

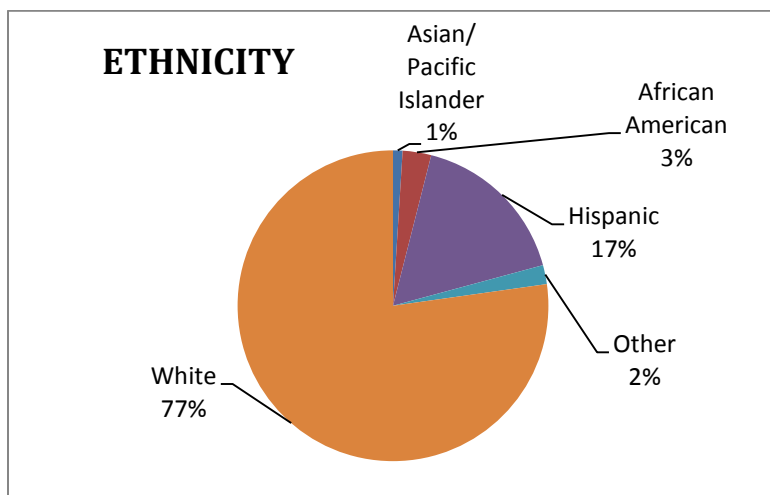
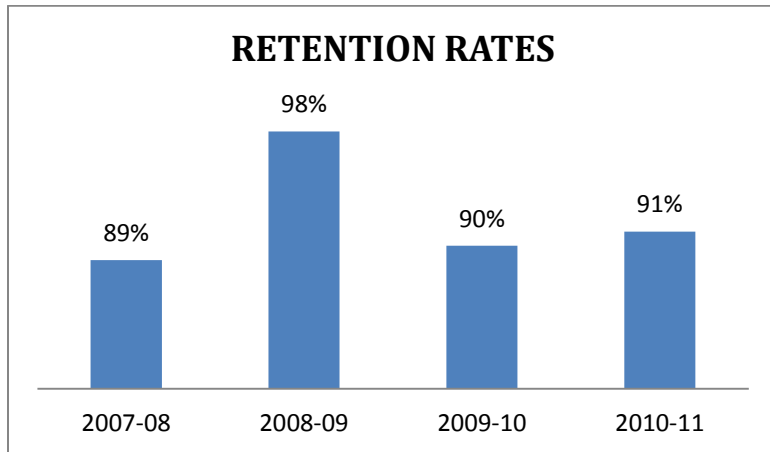
SPECIAL PROGRAMS

- Internships

OPPORTUNITY GRANT PROGRAM

WALLA WALLA COMMUNITY COLLEGE

STUDENT PROFILE 2010-11



GENDER

Female 73% Male 27%

FAMILY

Average Family Size: 3

-with school-aged children: 48

Median Household Income (Independent): \$14,618

KEY FACTS 2010-11

FY 11 ALLOCATION-STUDENT AID

- \$378,234

FY 11 ALLOCATION-WRAP AROUND

- \$126,078

PROGRAM ENROLLMENT TARGETS

- Headcount 148
- Full-Time Equivalent 84

PROGRAM ENROLLMENT ACTUAL

- Headcount 139
- Full-Time Equivalent 117

HIGHEST ENROLLED CAREER CLUSTERS

- Law, Public Safety, and Security
- Health Services

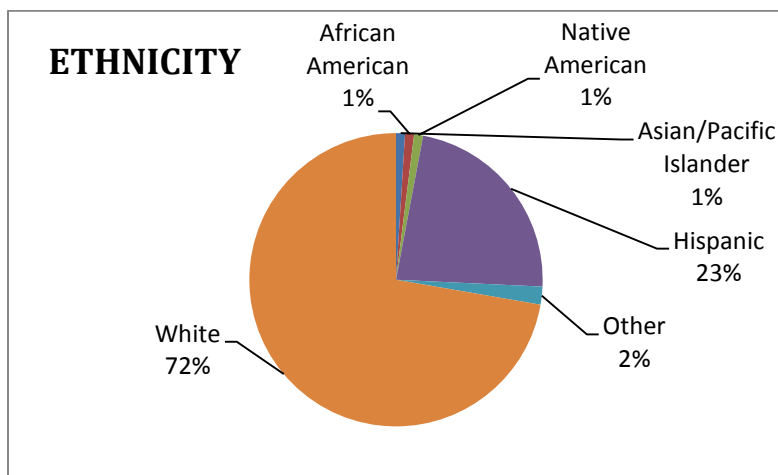
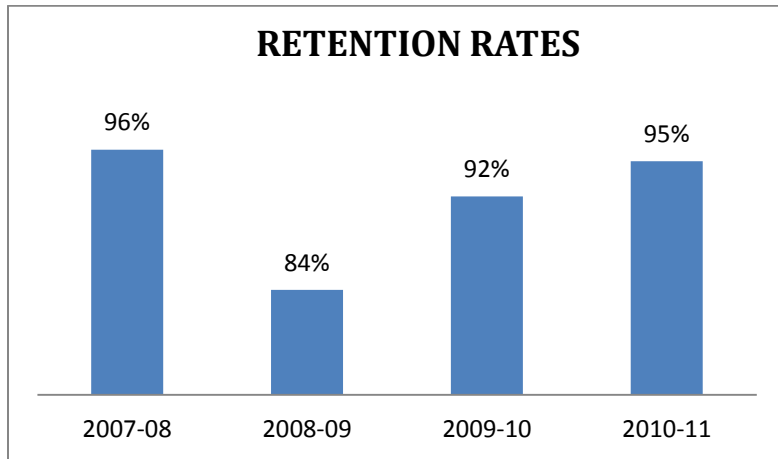
SPECIAL PROGRAMS

- Internships

OPPORTUNITY GRANT PROGRAM

WENATCHEE VALLEY COLLEGE

STUDENT PROFILE 2010-11



GENDER

Female 73% Male 27%

FAMILY

Average Family Size: 3

-with school-aged children: 54

Median Household Income (Independent): \$16,136

KEY FACTS 2010-11

FY 11 ALLOCATION-STUDENT AID

- \$240,412

FY 11 ALLOCATION-WRAP AROUND

- \$79,500

PROGRAM ENROLLMENT TARGETS

- Headcount 131
- Full-Time Equivalent 53

PROGRAM ENROLLMENT ACTUAL

- Headcount 143
- Full-Time Equivalent 102

HIGHEST ENROLLED CAREER CLUSTERS

- Health Services
- Business Management and Administration
- Manufacturing
- Education and Training
- Architecture and Construction

PROMISING NEW PROGRAMS

- Radiologic Technology
- Legal Support

SPECIAL PROGRAMS

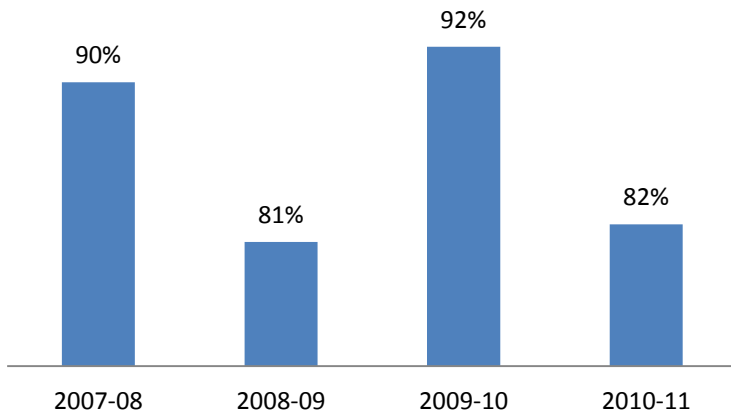
- Internships
- Computer/Study Lab
- Pre-Apprenticeships
- Apprenticeships
- AmeriCorp tutoring
- Promotional video

OPPORTUNITY GRANT PROGRAM

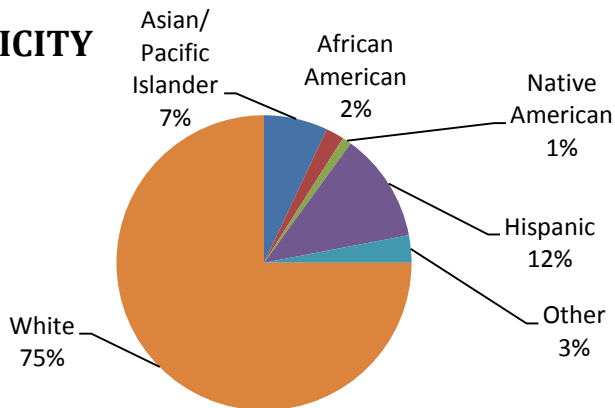
WHATCOM COMMUNITY COLLEGE

STUDENT PROFILE 2010-11

RETENTION RATES



ETHNICITY



GENDER

Female 84% Male 16%

FAMILY

Average Family Size: 3

-with school-aged children: 50

Median Household Income (Independent): \$12,015

KEY FACTS 2010-11

FY 11 ALLOCATION-STUDENT AID

- \$232,912

FY 11 ALLOCATION-WRAP AROUND

- \$78,000

PROGRAM ENROLLMENT TARGETS

- Headcount 95
- Full-Time Equivalent 52

PROGRAM ENROLLMENT ACTUAL

- Headcount 135
- Full-Time Equivalent 76

HIGHEST ENROLLED CAREER CLUSTERS

- Health Services
- Education and Training

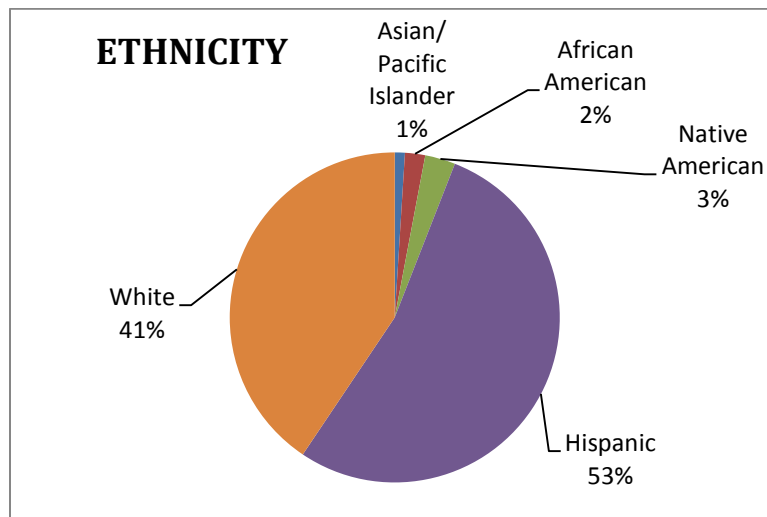
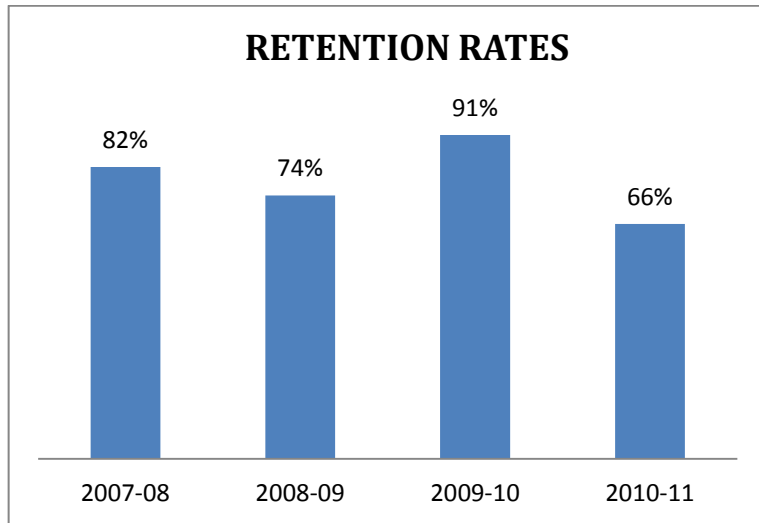
SPECIAL PROGRAMS

- Internships
- Business/Community partnerships

OPPORTUNITY GRANT PROGRAM

YAKIMA VALLEY COLLEGE

STUDENT PROFILE 2010-11



GENDER

Female 87% Male 13%

FAMILY

Average Family Size: 3

-with school-aged children: not reported

Median Household Income (Independent): \$10,872

KEY FACTS 2010-11

FY 11 ALLOCATION-STUDENT AID

- \$326,412

FY 11 ALLOCATION-WRAP AROUND

- \$109,500

PROGRAM ENROLLMENT TARGETS

- Headcount 138
- Full-Time Equivalent 73

PROGRAM ENROLLMENT ACTUAL

- Headcount 200
- Full-Time Equivalent 135

HIGHEST ENROLLED CAREER CLUSTERS

- Health Services
- Business Management and Administration
- Manufacturing
- Education and Training

SPECIAL PROGRAMS

- IBEST Nursing and IBEST graduation each quarter
- WTECB Partnership Program

OPPORTUNITY GRANT PROGRAM

Student Services Staff

Washington State Board for Community and Technical Colleges

MICHELLE ANDREAS

Director, Student Services

Phone 360-704-4338

Fax 360-704-4418

Email mandreas@sbctc.edu

SCOTT COPELAND

Policy Associate, Student Services

Phone 360-704-4397

Fax 360-704-4418

Email scopeland@sbctc.edu

LYNETTE ANDERSON

Phone 360-704-4315

Administrative Assistant, Student Services

Fax 360-704-4418

E-Mail landerson@sbctc.edu