



College Readiness Math Initiative: Bridge to College Impact Evaluation

Prepared for College Spark Washington

DUANE BAKER, Ed.D.

STACY MEHLBERG, Ph.D., ABD

BENJAMIN MACNEILLE, M.S.



Duane Baker is the founder and president of Baker Evaluation, Research, and Consulting, Inc. (*The BERC Group*). Dr. Baker has a broad spectrum of public school educational and program experience, including serving as a high school classroom teacher, high school assistant principal, middle school principal, executive director for curriculum and instruction, and assistant superintendent. In addition, he has served as an adjunct instructor in the School of Education at Seattle Pacific University since 1996, where his emphasis has been Educational Measurement and Evaluation and Classroom Assessment.

Dr. Baker also serves as the Director of Research for the Washington School Research Center at Seattle Pacific University. He also serves as an evaluator for several organizations including the Bill & Melinda Gates Foundation, Washington Education Foundation, Washington State Office of Superintendent of Public Instruction, and others.

Members of *The BERC Group* have K–20 experiences as teachers, counselors, psychologists, building administrators, district administrators, and college professors. The team is currently working on research and evaluation projects at the national, state, regional, district, school, classroom, and student levels in over 1,000 schools in Washington State and nationally.



Table of Contents

EXECUTIVE SUMMARY	ii
INTRODUCTION	4
EVALUATION DESIGN	4
Research Questions	5
Cohort 1 Research Questions	5
Cohort 2 Research Questions	5
Assessment Measures	6
Analysis of existing data	6
Student Surveys	6
Structured interviews/focus groups	6
EVIDENCE OF IMPACT	7
Impact – Cohort 1 Bridge to College.....	7
Enrollment Patterns.....	7
Research Question 1:.....	9
Research Question 2:.....	11
Research Question 3:.....	15
Research Question 4:.....	17
Impact – Cohort 2 Bridge to College.....	21
Student Survey Responses.....	21
Phone Interview Responses.....	23
CTC Placement Procedure Interviews	27
SUMMARY AND RECOMMENDATIONS	30
Summary	30
Recommendations	31



EXECUTIVE SUMMARY

College Spark Washington (CSW) is a grant making organization dedicated to improving educational outcomes for low-income students in Washington State. In 2014, CSW launched a multifaceted Math Initiative designed to support college readiness. The goal of the initiative was to prepare students to transition into college-level Math and English Language Arts (ELA) without the need for remediation or other placement courses. CSW is in the implementation stage of this multi-pronged strategy focused on college readiness expectations. The seven-year initiative includes strategies for students who perform at all levels on the Smarter Balanced Assessment (SBA).

Despite sustained efforts to eliminate barriers to postsecondary success, several barriers remain for students in Washington State. Mandatory testing in high school, placement testing in college, and placement into pre-college courses once enrolled increase the likelihood that students will not persist in college. Bridge to College (BtC) high school courses were designed to reduce the number of barriers students experience in their pursuit of postsecondary opportunities. These courses are intended to be one intervention among many to help students prepare for and succeed in college-level Math and ELA coursework.

To conduct an impact evaluation, researchers collected qualitative and quantitative data from fall 2017 to spring 2018. BtC students from the graduating class of 2017 were surveyed and interviewed to learn about the support they received in their BtC courses, and 11 CTCs were contacted or visited to better understand the Math and English placement procedures across the state. Additionally, researchers analyzed quantitative data from 2016 high school graduates who were in their first year of college. A comparison group of 2016 Washington State graduates not taking BtC courses was identified and used to explore differences between groups.

Overall, students who had taken high school BtC courses responded positively when asked about the support and instruction offered in these courses. Many felt the courses helped them develop a growth mindset and become more efficacious students. Quantitative data support these perspectives. Students taking BtC Math and English courses were statistically more likely to enroll in college-level Math or English than their (comparison group) peers. Additionally, 31% of BtC students who scored at Level 2 on their 11th grade SBA English earned an “A” in their first college-level English course, while 22% of their comparison peers earned an “A.” For BtC Math students who scored at Level 2 on their 11th grade SBA, 71% earned a passing grade of “C” or better in their first quarter college level math course, similar to their comparison group peers.

Despite some promising preliminary outcomes and perceptions of the BtC courses, students and college faculty reported inconsistent experiences using these courses as alternative placement options in college. Several students were not clear about the benefits of their BtC course in helping place them into college-level coursework. Many of these students acknowledged that they were generally unaware of how to advocate for their placement into college-level coursework. College faculty, while extremely knowledgeable about multiple placement options at their respective colleges, shared that they had seen very few students present BtC documentation when enrolling. There were also a few colleges that seemed unaware of any agreement between the state and colleges to use a grade of “B or better” in BtC courses as an alternative placement option.

BtC courses offer the unique opportunity to focus on content and context to help holistically prepare students for postsecondary success. Several recommendations were made as a result of these impact evaluation findings.

- Continue to develop and expand the Bridge to College courses
- Grow opportunities for regional PLCs
- Continue to provide Implementation and Sustainability Grants
- Continue to update and clarify policy shifts impacting BtC
- Fund new Math cohorts to track outcomes and to measure the success of future iterations of students taking BtC courses
- Align teaching practices at CTCs with research-based best practices in instruction



INTRODUCTION

College Spark Washington (CSW) is a grant-making organization dedicated to improving educational outcomes for low-income students in Washington State. In 2014, CSW launched a multifaceted Math Initiative designed to support college readiness around the state. The goal of the initiative was to prepare students to transition into college-level Math/ELA without the need for remediation or other placement courses. CSW is in the implementation stage of this multi-pronged strategy focused on college readiness expectations. The seven-year initiative includes strategies for students who perform at all levels on the Smarter Balanced Assessment (SBA).

During the second year of program implementation, the grantors identified several impact questions regarding the Bridge to College (BtC) courses in addition to the original research questions proposed in 2014. Specifically, the grantors hoped to evaluate preliminary outcomes and perceptions from the first two cohorts of BtC students to better understand how the Bridge courses were being utilized. The goal was to better understand the relationship between student success in college-level Math/ELA and participation in the BtC classes.

EVALUATION DESIGN

College Spark Washington's Math Initiative is unique because of the multi-pronged strategy to improve college readiness. The following evaluation plan is intended to serve as a supplemental, formative evaluation project and presents preliminary outcome and perception data from the first two cohorts of students participating in the BtC Program. The evaluation includes results from qualitative and quantitative data collection. By using both measures and by providing formative evaluation data, evaluators were able to assess the relationship between program participation and student outcomes in Math/ELA as well as provide information for ongoing program advocacy and development.

As part of primary evaluation activities, 15 Bridge schools were selected for site visits. Evaluators observed BtC Math/ELA and equivalent senior level courses during the 2015-2016 and the 2016 – 2017 school years. Additionally, school-level stakeholders were interviewed regarding their participation in the BtC Initiative. Findings from the 2015 – 2016 site visits were incorporated into the College Ready Math Initiative Year 1 Report (July 2017). For this supplemental study, researchers analyzed quantitative data for Cohort 1 students provided by the Education Research Data Center (ERDC), including college enrollment and outcome data, and qualitative data from surveys and interviews conducted with Cohort 2 students and community and technical colleges around the state.

This supplemental evaluation project is a follow-up study to explore outcomes of Cohort 1 students, as well as perceptions, experiences, and self-reported outcomes for Cohort 2 students. The goal is to provide a rich and complete picture of the BtC program for students transitioning from high school into college.

Research Questions

Researchers explored a series of questions designed to guide the collection of quantitative and qualitative data for two cohorts of Washington State Bridge to College students.¹

Cohort 1 Research Questions

- 1) For 2016 Washington State high school graduates: What percentage of those who received a 3 or 4 on the 11th grade SBA and attended a WA CTC were successful in directly enrolling into college-level Math/ELA without additional (remedial) placement measures?
- 2) For 2016 Bridge Course Completers (Cohort 1): What percentage of those who received a B or better in the Bridge Course and attended a WA CTC were successful in directly enrolling into college-level Math/ELA without additional (remedial) placement measures?
- 3) For 2016 Washington State high school graduates: What were the first quarter grades for students who received a 3 or 4 on the 11th grade SBA and succeeded in directly enrolling into college-level Math/ELA?
- 4) For 2016 Bridge Course Completers (Cohort 1): What were the first quarter grades for students who received a B or better in the Bridge Course and succeeded in directly enrolling into college-level Math/ELA?

Cohort 2 Research Questions

- 5) For 2017 Bridge Course Completers: What were the supports/contextual factors for students who received a B or better in the Bridge Course and succeeded in directly enrolling into college-level Math/ELA?
- 6) For 2017 Bridge Course Completers: What were the barriers/contextual factors for students who received a B or higher in the Bridge Course and a 2 or higher on the SBA but DID NOT succeed in directly enrolling into college-level Math/ELA?
- 7) For 2017 Bridge Course Completers: What were the first quarter grades for students who received a B or better in the Bridge Course and succeeded in directly enrolling into college-level Math/ELA?

¹ Two original research questions were omitted from the report due to lack of access to non Bridge to College students on college campuses.



Assessment Measures

Researchers conducted a mixed-methods study using both qualitative and quantitative data to comprehensively analyze the relationship between the BtC Courses and direct enrollment into college-level Math/ELA courses. The following measures were used to obtain qualitative and quantitative data to answer the research questions.

Analysis of existing data

Researchers utilized existing 2016 graduate data from ERDC (from the primary College-Ready Math Initiative evaluation) and matched it with college enrollment data.

Student Surveys

For 2017 graduates, researchers designed and implemented student surveys to better understand students' placement in college-level Math and ELA courses, the supports they received in choosing these courses, and their perceptions of the preparation they received to be successful in college-level courses. Students were also asked about challenges or barriers to their success as Math/ELA students.

Structured interviews/focus groups

Researchers conducted interviews with a sample of community and technical colleges throughout Washington State. The purpose of these interviews was to learn more about student placement into (and readiness for) college-level courses, and to better understand the schools' course selection and student support processes. Additionally, researchers conducted follow-up phone interviews with a sample of student survey respondents to gather richer descriptive data to understand the impact of the BtC program on student efficacy and success.

EVIDENCE OF IMPACT

Impact – Cohort 1 Bridge to College

Impact for Cohort 1 was measured through an analysis of enrollment patterns in 4- and 2-year colleges as well as through analyses focused by each of the Cohort 1 research questions.

Student Demographics. Within the Bridge to College grantee schools, researchers defined the Cohort 1 population as 12th grade students with an expected graduation year of 2016. There were 1,263 students enrolled in BtC Math and 1,379 students enrolled in BtC English Language Arts (ELA) that met these criteria and were included in the analysis. Students enrolled in school for fewer than 90 days were eliminated, and researchers accounted for missing student data when running all analyses. Additionally, Washington State students were defined as students that did not take BtC courses and were present for more than 90 days. The ERDC provided college enrollment data for the 2016 graduates after completion of their first year in college.

Enrollment Patterns

Researchers analyzed Cohort 1 data at several levels to understand overall enrollment patterns for BtC students and the comparison group. Figures 1 and 2 display the percentage of Cohort 1 BtC and comparison students who enrolled directly into a 4-year college or CTC directly from high school. Overall, students who participated in BtC Math and English went to 4-year postsecondary institutions at similar rates as students in the comparison group. When looking at CTC enrollment, 39% of students taking BtC Math went into a CTC the Fall following their high school graduation, while 27% of the comparison group enrolled in a CTC.

Figure 2 disaggregates the postsecondary enrollment rates by 11th grade SBA scores. The data show that BtC Math students at each SBA level went to 4-year colleges at a higher rate than comparison students. These data should be interpreted with caution, however, as the group of BtC students is smaller than the comparison group. Additionally, for all levels except level 4, a higher percentage of BtC Math students enrolled in a CTC in the fall immediately following their high school graduation. Results by SBA level were less consistent for students taking BtC English, although enrollment in a CTC for BtC English (Level 2) students was 9-percentage points higher than for the comparison group students.

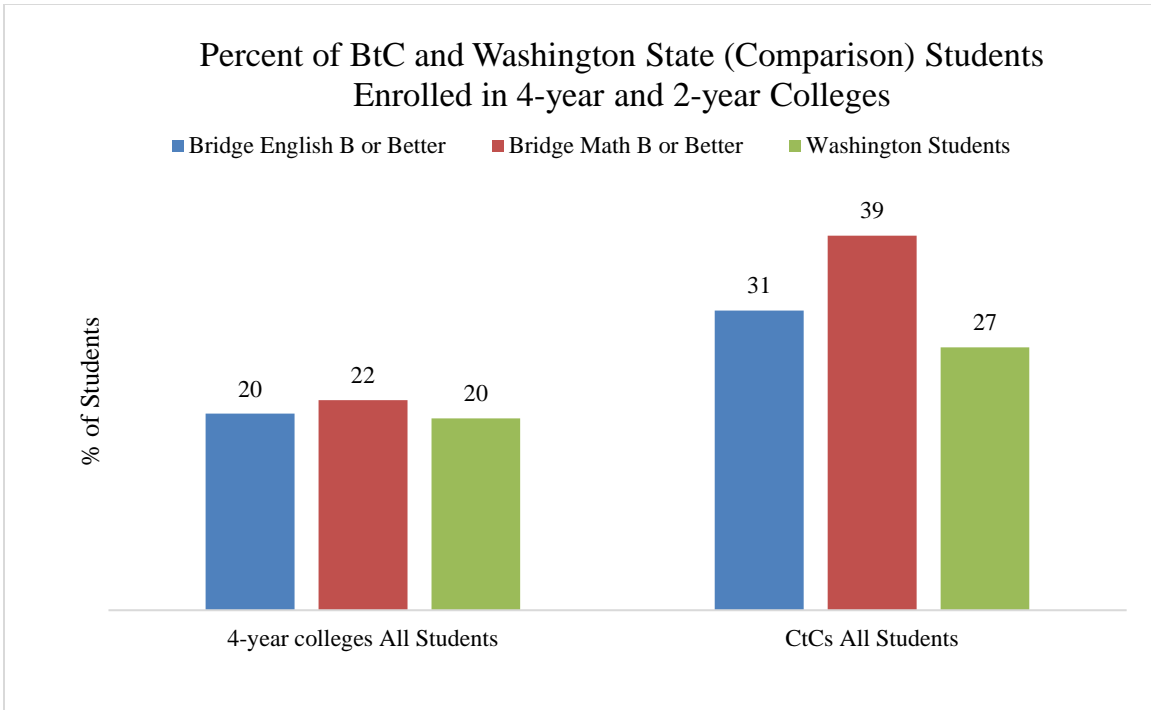


Figure 1. BtC English B or Better ($n = 481$); BtC Math B or Better ($n = 436$); WA State Students ($n = 22,434$)

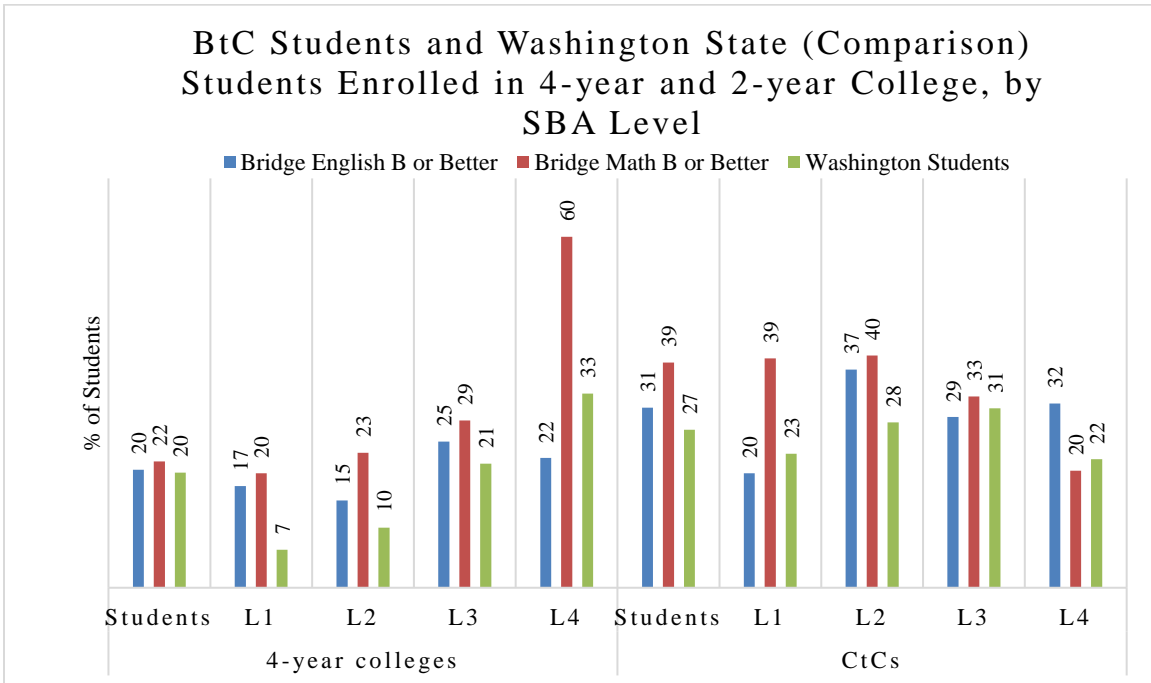


Figure 2. BtC English B or Better ($n = 481$); BtC Math B or Better ($n = 436$); WA State Students ($n = 22,434$).

Research Question 1:

For 2016 Washington State high school graduates: What percentage of those who received a 3 or 4 on the 11th grade SBA and attended a WA CTC were successful in directly enrolling into college-level Math/ELA w/out additional (remedial) placement measures?

Math – RQ 1

There were 6,057 students in the comparison group of Washington State students who attended a CTC in the fall immediately following graduation (2016). Of those students, 47% enrolled in a Math course during fall quarter. When disaggregated by 11th grade SBA level, there were 647 level 3 students, and 218 level 4 students that enrolled directly into a CTC. Of the students who attended a CTC, 314 level 3 students and 91 level 4 students took a Math course. Finally, of those level 3 and level 4 students who took Math in fall 2016, 62% and 86%, respectively, took college-level Math, while the rest enrolled in pre-college-level Math courses (Figure 3).

In addition to level 3 and level 4 Math students, researchers explored course-taking patterns for Washington students who scored at level 2 on their 11th grade Math SBA. Of the 871 level 2 students that enrolled in a CTC in fall 2016, 366 (42%) took a Math class in the fall. Of those students who took a Math class in the fall, 31% of students enrolled a college-level Math course, while 69% enrolled in pre-college-level Math courses (Figure 3).

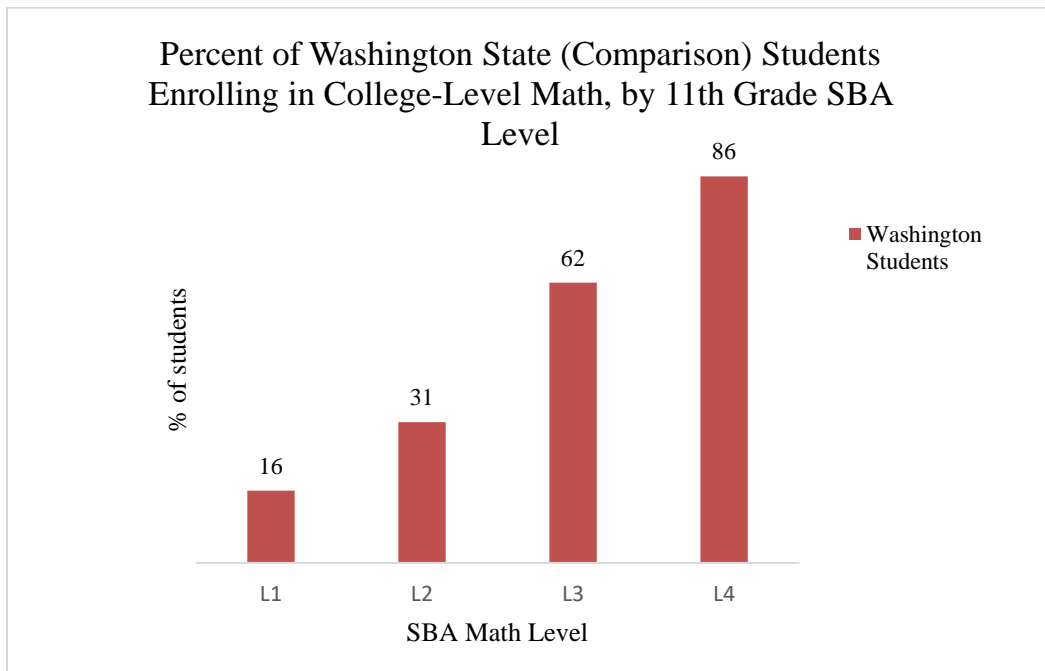


Figure 3. WA State students enrolled in college level math ($n = 2848$).



English – RQ 1

From the comparison group of students who attended a CTC in fall 2016, 37% enrolled in an English course during fall quarter. There were 540 level 3 students and 214 level 4 students who took an English course. Of those students who took English, 82% of level 3 students and 94% of level 4 students enrolled directly into college-level English. Additionally, there were 745 level 2 students who enrolled in a CTC, with 346 taking English their first quarter. Of the students enrolled in an English course, 46% took a college-level English course during fall quarter (Figure 4).

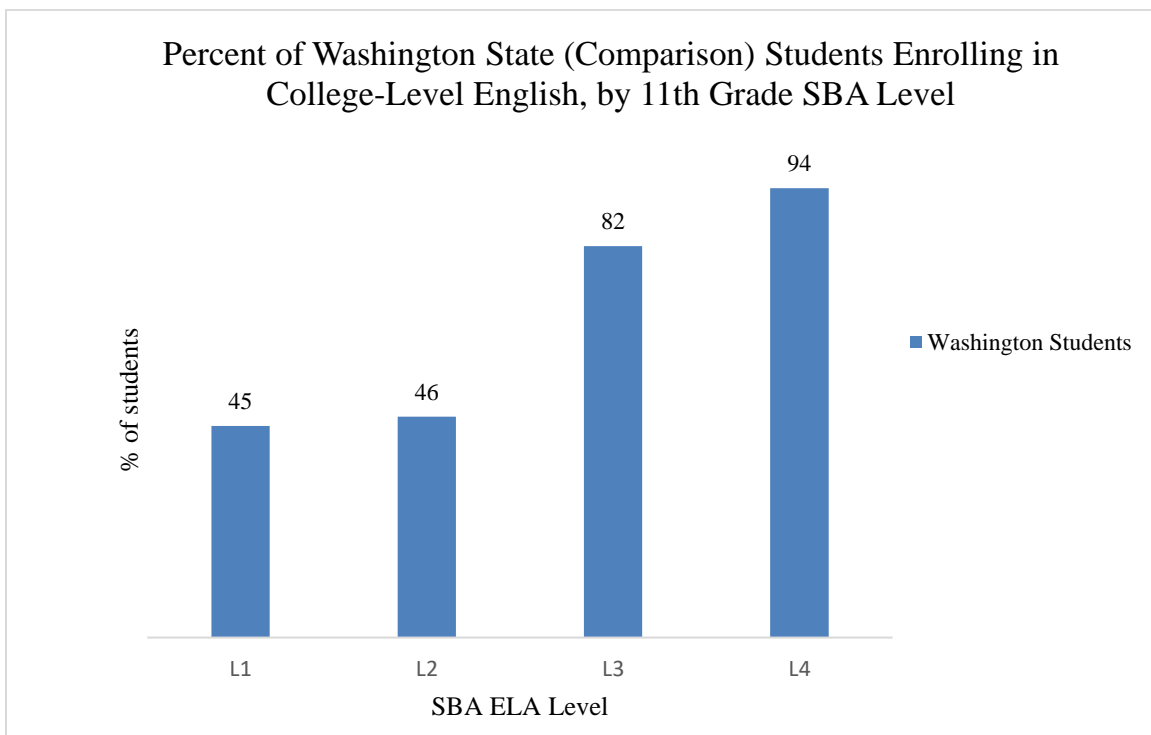


Figure 4. WA State students enrolled in a college level English course ($n = 2241$).

Research Question 2:

For 2016 Bridge Course Completers (Cohort 1): What percentage of those who received a B or better in the Bridge Course and attended a WA CTC were successful in directly enrolling into college-level Math/ELA w/out additional (remedial) placement measures?

Math – RQ 2

There were 426 graduates in the class of 2016 who took a BtC Math course and received a grade of “B or better.” Of those students, 39% enrolled directly into a CTC in fall of 2016. Of the 168 students enrolled in a CTC, 51% took a Math course. Of the students who took Math in college, 45% enrolled in a college-level Math course (Figure 5).

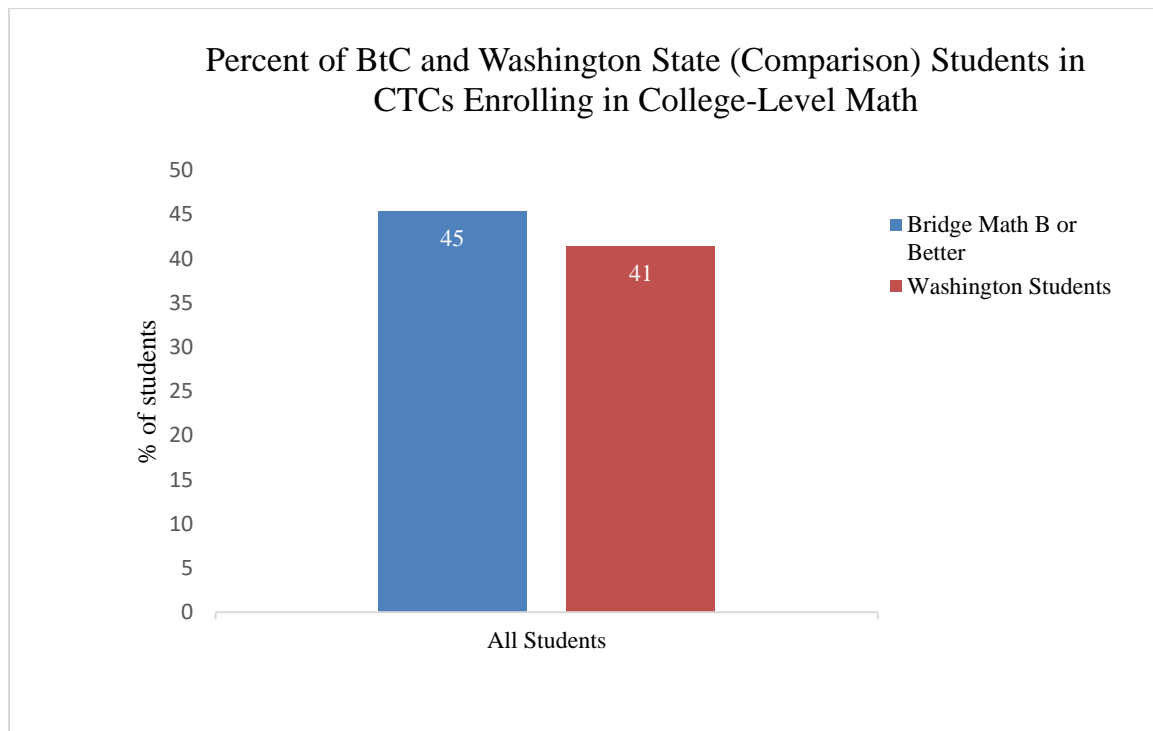


Figure 5. BtC Math B or Better students enrolled in CTCs ($n = 168$); WA State students enrolled in CTCs ($n = 6057$).

Researchers ran a binary logistic regression to determine if SBA level or receiving a B or better in a BtC course were predictors of direct placement into college-level Math. The results were statistically significant ($n = 3,502$, $b = \text{Wald} \chi^2(2)$, $p = .014$). Results indicate that students who received a B or better in BtC Math were 1.5 times more likely to directly enroll into college-level Math than students in the comparison group who did not take BtC in their senior year of high school.



Results disaggregated by 11th grade SBA level for BtC Math students and comparison Washington State graduates are shown in Figure 6.

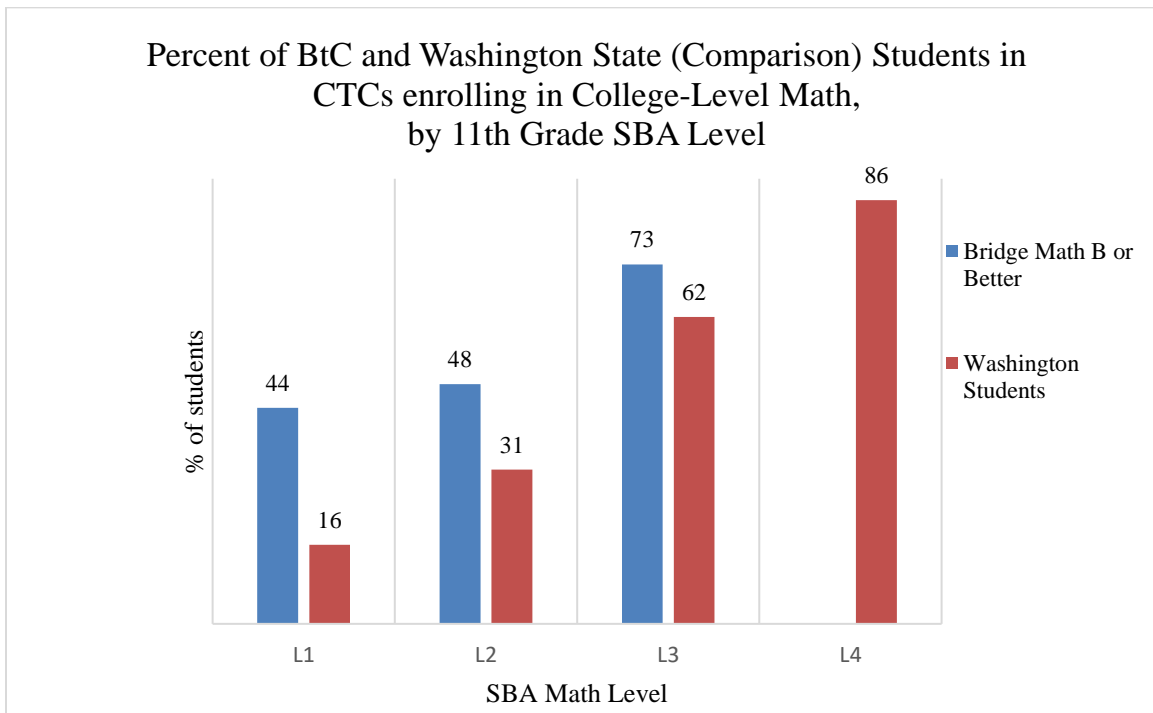


Figure 6. BtC Math B or Better students who have an SBA Math record and are enrolled in CTCs ($n = 117$); WA State students who have an SBA Math record and are enrolled in CTCs ($n = 2848$).

English – RQ 2

There were 481 graduates in the class of 2016 who took a BtC English course and received a grade of “B or better.” Of those students, 31% enrolled directly into a CTC fall 2016. Of the 148 students enrolled in a CTC, 60% took an English course in the fall. Of those students who took English, 76% took a college-level English course (Figure 7).

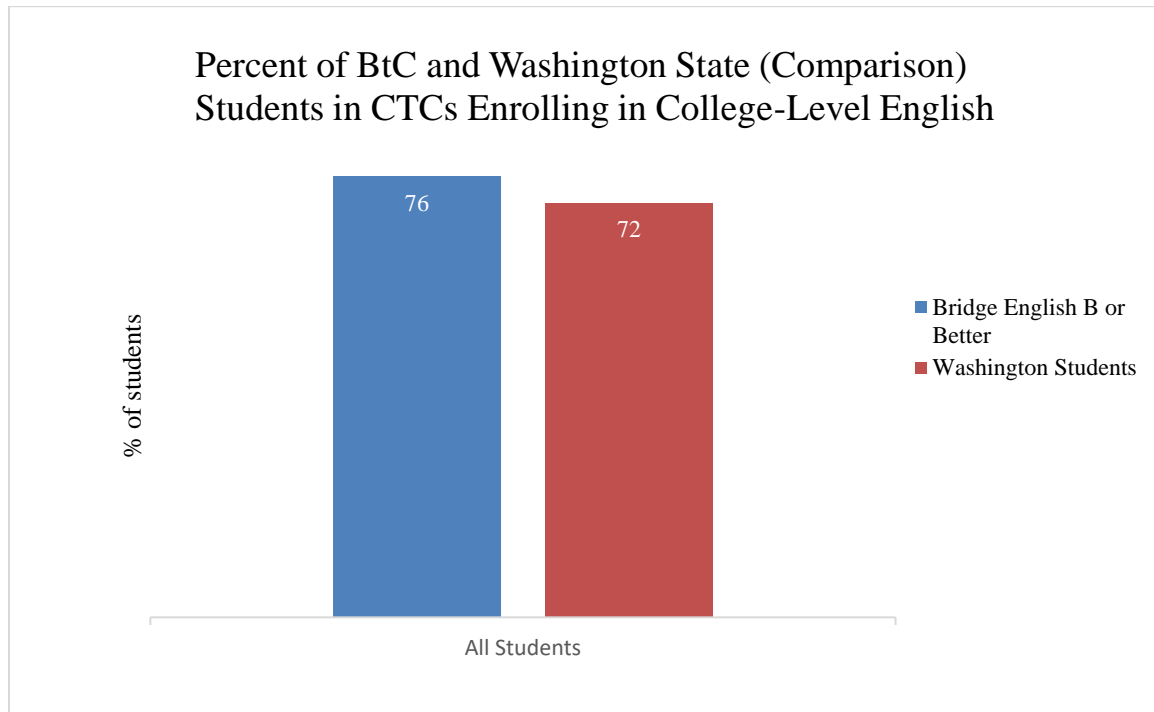


Figure 7. BtC English B or Better students enrolled in CTCs ($n = 148$); WA State students enrolled in CTCs ($n = 6057$).

A higher percentage of BtC students placed into college-level English than students who did not take BtC. Again, researchers ran a binary logistic regression and found statistically significant results ($n = 3,760$, $b = \text{Wald}x2(2)$, $p = .040$). Bridge to College students who earned a “B or better” in BtC English were 1.3 times more likely to place directly into college-level English than students in the comparison group.

Results disaggregated by 11th grade SBA level for BtC English students and for comparison Washington State graduates are shown in Figure 8.

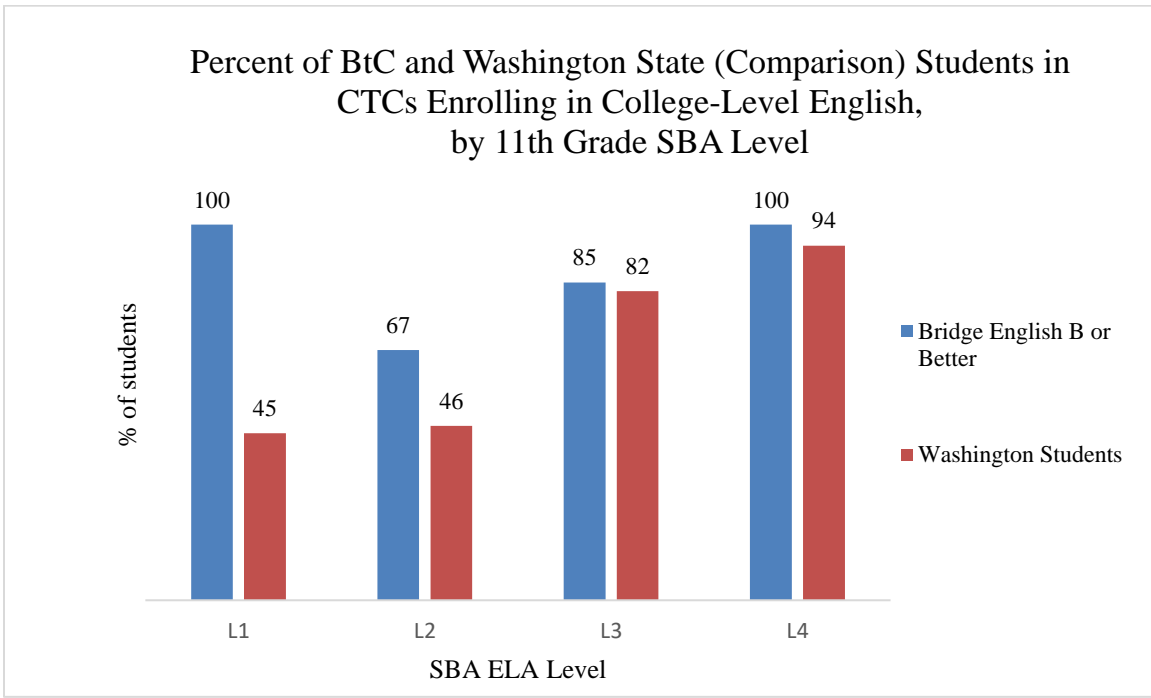


Figure 8. BtC English B or Better students who have an SBA ELA record and are enrolled in CTCs ($n = 118$); WA State students who have an SBA ELA record and are enrolled in CTCs ($n = 2241$).

Research Question 3:

For 2016 Washington State high school graduates: What were the first quarter grades for students who received a 3 or 4 on the 11th grade SBA and succeeded in directly enrolling into college-level Math/ELA?

Math – RQ 3

Figure 9 shows the grade distributions for Washington State (comparison) students who enrolled in a college-level Math course in the fall following their high school graduation. Grades are disaggregated by 11th grade SBA level. In many cases, student grades were not reported or were missing from the data provided by the ERDC. Of the students scoring a level 3 on their 11th grade SBA, 60% received a grade of A or B in their college-level Math course. About 10% of the level 3 students failed their Math course. For level 4 students, 74% received a grade of A or B in their college-level Math course, and 7% earned a failing grade.

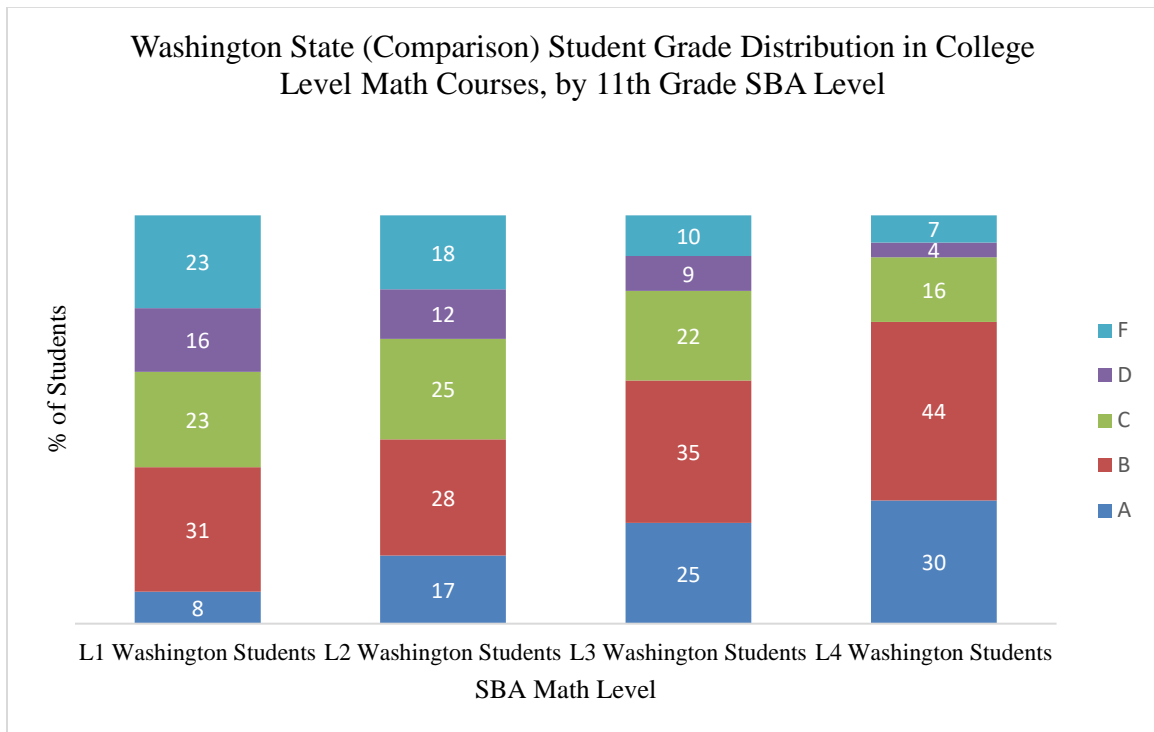


Figure 9. Grade distribution, by 11th grade SBA Level. WA State students who have an SBA Math record and are enrolled in college level math (n = 1350).

English – RQ 3

Figure 10 shows the grade distributions for Washington State (comparison) students who enrolled in a college-level English course in the fall following their high school graduation. Grades are disaggregated by 11th grade SBA level. Of the students scoring a level 3 on their 11th grade English SBA, 70% received a grade of A or B in their college-level English course. About 13% of the level 3 students failed their college-level English course. For level 4 students, 81% received a grade of A or B in their college-level English course, and 7% earned a failing grade.

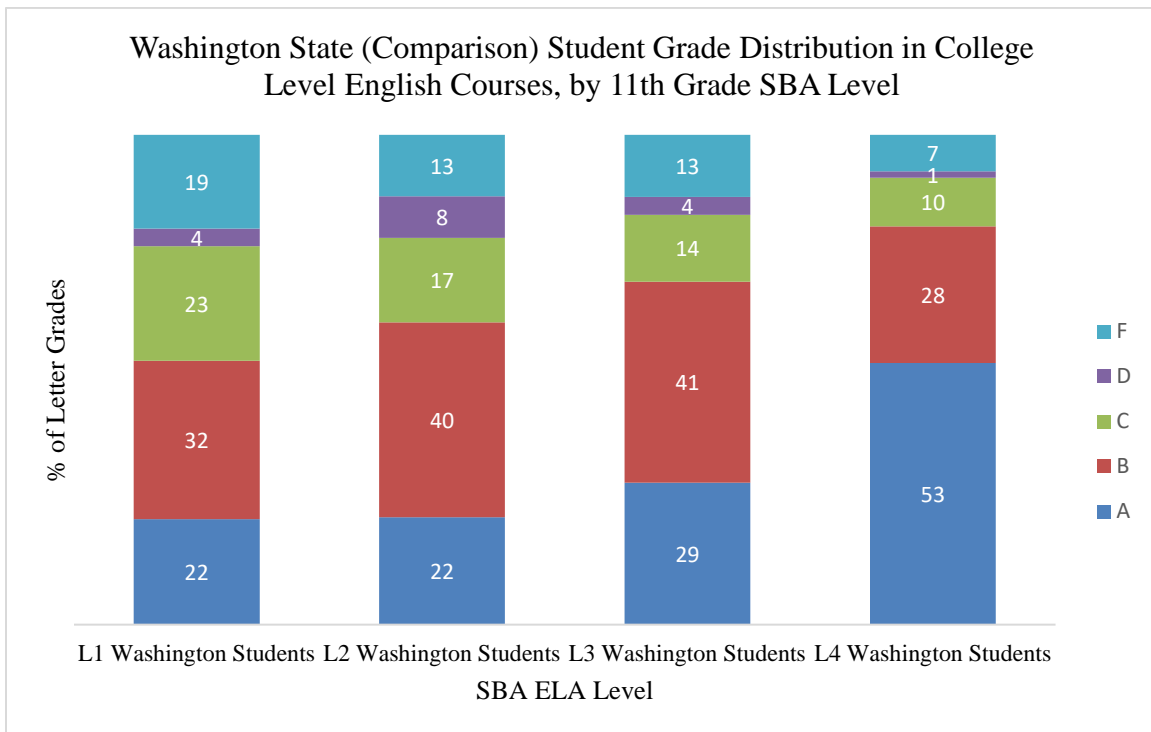


Figure 10. Grade distribution, by 11th grade SBA score. WA State students who have an SBA ELA record and are enrolled in college level English (n = 1780).

Research Question 4:

For 2016 Bridge Course Completers (Cohort 1): What were the first quarter grades for students who received a B or better in the Bridge Course and succeeded in directly enrolling into college-level Math/ELA?

Math – RQ 4

Figure 11 shows the grade distributions for BtC students included in the data who earned a B or better in their BtC Math course and enrolled in a college-level Math course in the fall following their high school graduation. Grades are disaggregated by 11th grade SBA level. Of the students earning a B or better and scoring a level 2 on their 11th grade SBA, 35% received an A or B in their college-level Math course and another 35% earned a C. Additionally, 16% of the students whose grades were reported failed their course. Students who scored a level 1 and earned a B or better earned fewer A's and B's, and more C's that their Level 2 peers during their first quarter of college. Figure 12 displays a side-by-side comparison of the college Math grade distributions for L2 BtC and Washington state students.

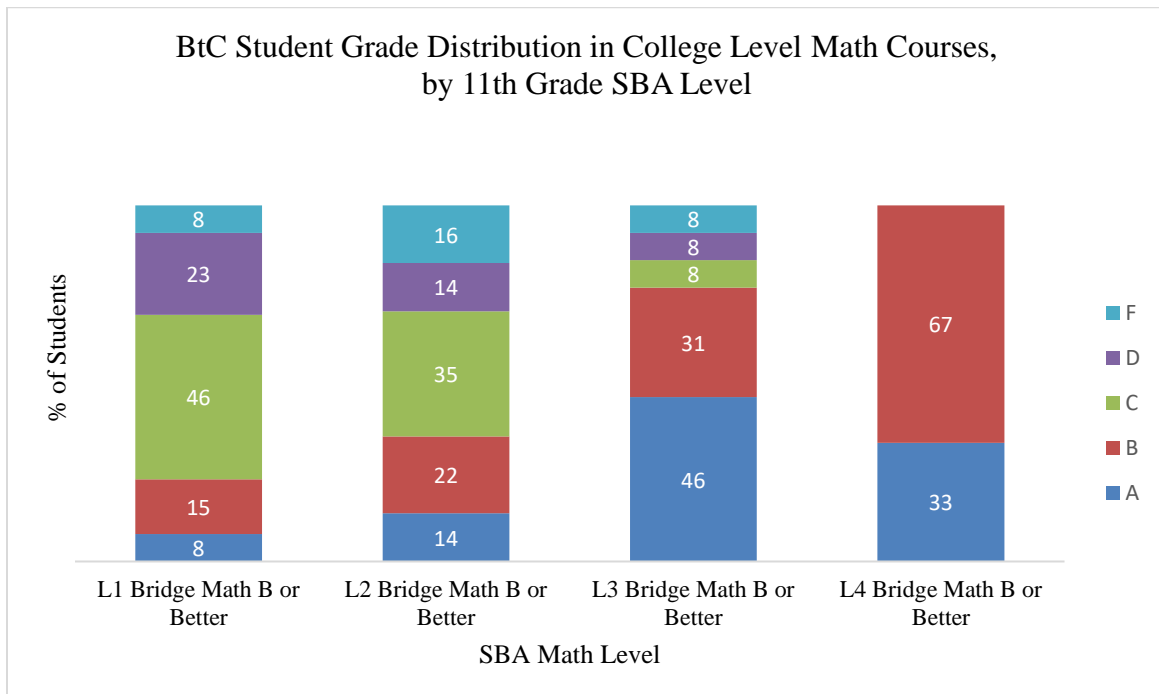


Figure 11. Grade distribution, by 11th grade SBA score. BtC B or Better Students who have an SBA Math record and are enrolled in a college level math course. (n = 66).

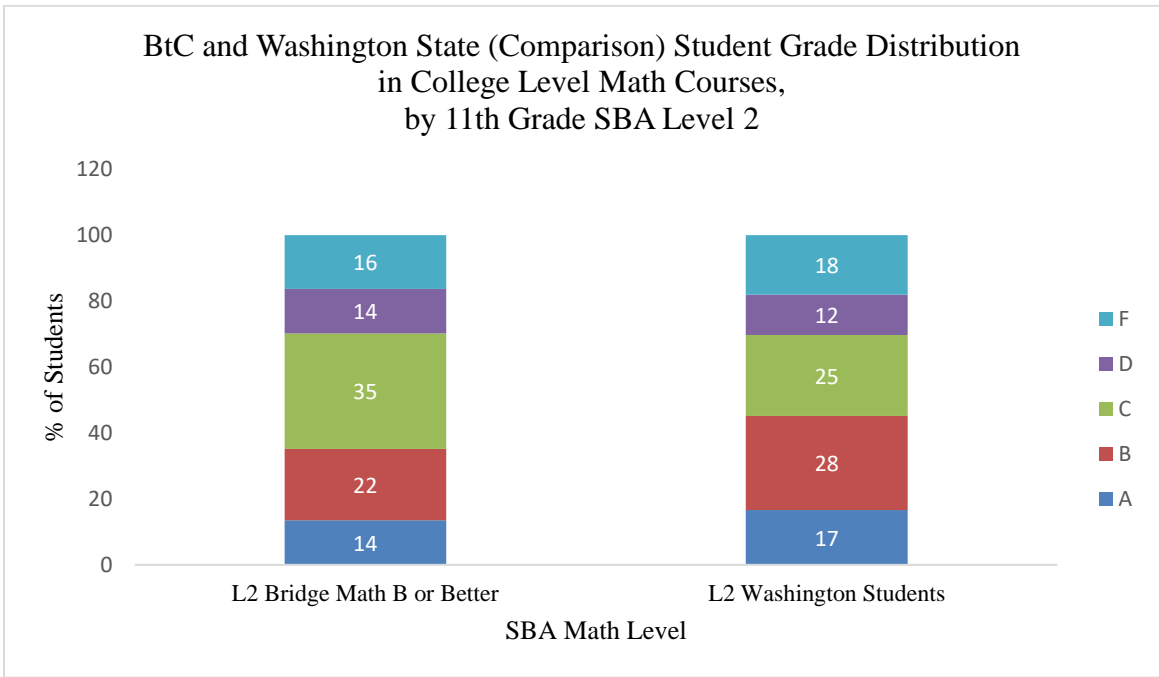


Figure 12. Grade distribution, by 11th grade SBA score. Students who have an SBA Math record and are enrolled in college level math course, BtC B or Better L2 Students (n = 37); WA State L2 Students (n = 288)

English – RQ 4

Figure 13 shows the grade distributions for BtC students who earned a B or better in their BtC English course and enrolled in a college-level English course in the fall following their high school graduation. In many cases data provided for college level grades were incomplete. Grades are disaggregated by 11th grade English SBA level. Of the students earning a B or better and scoring a level 2 on their 11th grade SBA, 59% received an A or B in their college-level English course, and approximately 83% earned a C or better. Seven percent of these Level 2 students earned an F. Figure 14 displays a side-by-side comparison of the college English grade distributions for L2 BtC and Washington State students.

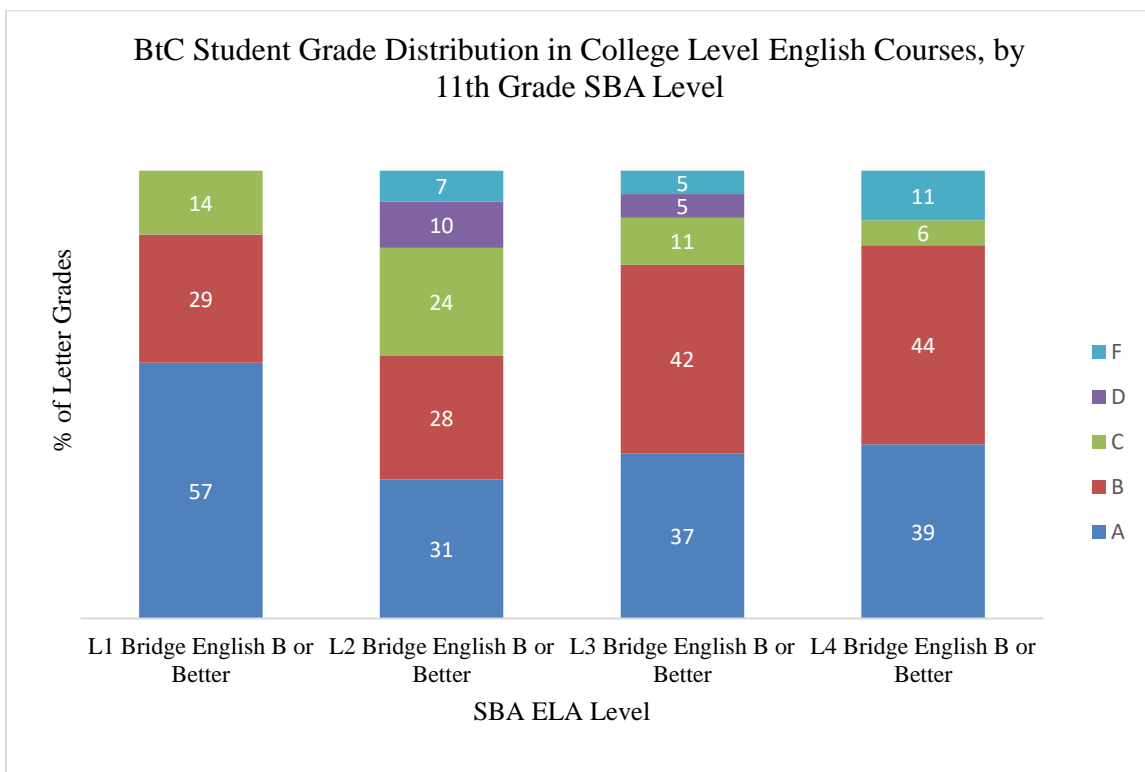


Figure 13. BtC students who have an SBA English record and are enrolled in a college level English course. (n = 92).

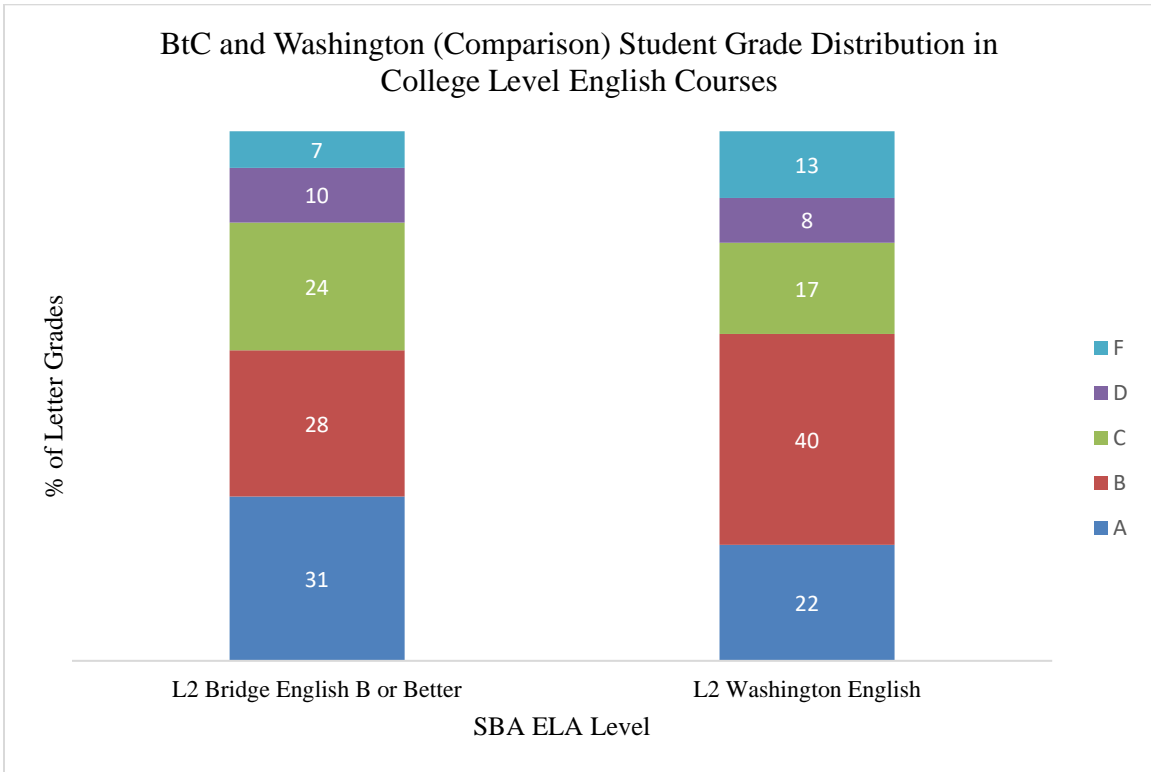


Figure 14. Grade distribution, by 11th grade SBA score. Students who have an SBA ELA record and are enrolled in college level English course, BtC B or Better L2 students (n = 29); WA State L2 students (n = 342).

Impact – Cohort 2 Bridge to College

The impact of BtC on Cohort 2 was assessed through the gathering and analysis of responses and information from 2017 BtC course completers. This data gathering process was guided by the three additional research questions developed for this cohort. These research questions were designed to assess student perceptions regarding supports, barriers, and contextual factors that surrounded college or non-college course enrollments. Student perceptions were gathered through the use of surveys and phone interviews. Data were also gathered from interviews with representatives from a sample of CTCs to determine placement procedures. Unlike in the previous sections, these three research questions are discussed in a more integrated manner and results are embedded in the focused analyses of the surveys, phone interviews, and CTC interviews. The three research questions are presented at the beginning of this analysis for reference.

Research Question 5:

For 2017 Bridge Course Completers: What were the supports/contextual factors for students who received a B or better in the Bridge Course and succeeded in directly enrolling into college-level Math/ELA?

Research Question 6:


For 2017 Bridge Course Completers: What were the barriers/contextual factors for students who received a B or higher in the Bridge Course and a 2 or higher on the SBA but DID NOT succeed in directly enrolling into college-level Math/ELA?

Research Question 7:

For 2017 Bridge Course Completers: What were the first quarter grades for students who received a B or better in the Bridge Course and succeeded in directly enrolling into college-level Math/ELA?

Student Survey Responses

In the Spring of 2017, BEREC researchers mailed survey participation forms to all BtC Math and English Language Arts teachers in the state of Washington. The forms provided information on the BtC follow up study, including the purpose and scope and asked students to share their contact information if they were willing to participate in a brief on-line survey after their first quarter in college. Researchers considered the age of requested participants, and asked students under 18 to have their parents agree to their participation. Students were offered a monetary incentive following their completion of the survey. Additionally, researchers asked students to indicate their willingness to participate in a follow-up phone call. Forms were collected by teachers, mailed to



The BERC Group, and entered into a database. Approximately 1025 completed permission forms were returned. Of those, 18%, (182 students) completed the on-line perception survey in January 2018.

Survey Participant Demographics. Of the 182 students that responded to the on-line survey, 74% identified as female, 59% identified as White, and 21% as Latino/Hispanic. Sixty-five percent of the survey respondents attended college in the fall and, of those, 89% attended college full time. The percentage of respondents who had taken BtC English and BtC Math was equal (42% completed Math, 42% completed English), and 16% of respondents reported they had taken both BtC Math and BtC English in their senior year.

To analyze the survey results, researchers created several categories for respondents, including

- BtC Math students that received a “B or better” and attended college in the fall
 - Of these students, those that took college Math, and those that did not
- BtC English students that received a “B or better” and attended college in the fall
 - Of these students, those that took college English, and those that did not
- BtC students that did not go to college in the fall following their senior year

BtC Math – “B or better” and attended college in the fall

Of the survey respondents that received a “B or better” in BtC Math *and* attended college the following fall, 70% identified as White and 25% as Hispanic. More than three-quarters identified as female (79%). Fifty percent of these students enrolled in Math during their first quarter of college, and within this group, 48% reported that they did not enroll directly into college-level Math. Additionally, fifty percent of the BtC students that received a “B or better” and attended college in the fall reported that they were required to take a college Math placement test, despite having received a “B or better” in BtC Math.

Survey participants responded positively to perception questions regarding their senior year BtC Math course. Ninety-five percent agreed that they liked the course, and 73% reported that the course helped them to better understand Math and develop Math efficacy. These students also responded affirmatively when asked if the BtC course helped them to feel more prepared for college-level Math. When asked to rank order several program elements, participants scored the *speed and pacing* of the BtC Math course as the “most useful” element, while the *on-line resources* were identified as the “least useful” element.

BtC Math – Less than a “B”

None of the students who received less than a “B” in their senior year BtC Math course reported enrolling directly into college-level Math. These students rated the *on-line resources* and the *style of teaching* as the “most useful” components of the BtC course.

BtC English – “B or better” and attended college in the fall

Of the survey respondents that received a “B or better” in BtC English *and* attended college the following fall, 75% identified as White and 20% as Hispanic. More than three quarters identified as female (87%). Sixty-four percent of these students enrolled in English during their first quarter of college, and within this group, 90% reported that they enrolled directly into college-level English. Only 29% reported that they were required to take a college placement test for English even after receiving a “B or better” in BtC English, a much smaller percentage than in Math (50%). Additionally, of the students who took English in their first quarter of college, 53% reported receiving an “A” in their college English course.

Of the “B or better” students that did not take English in their first quarter of college, all of them reported feeling prepared for college-level English, and noted scheduling, need, and availability as reasons for not enrolling in English. Sixty-five percent of these students responded that they were planning to enroll in English in the future.

Responses to perception questions about BtC English were overwhelmingly positive, with only 1 survey participant reporting a dislike of the course. The *style of teaching* and the *information presented* in the BtC English curriculum were identified as “most useful” elements, while the *on-line resources* was reported to be the “least useful” element.

BtC English – Less than a “B”

Of the students who received a grade lower than “B” in BtC English, 50% reported taking a college placement test for English, and 60% were placed into college-level English. The majority of these students (67%) received a grade of “C” or below in their first quarter college English course.

BtC Students – Non-College Attendees

Finally, of the student respondents who received a “B or better” in BtC senior level courses, 64% went to college in the following fall. Twenty-nine percent of the students that did not go to college reported that they did not feel prepared for college-level coursework. Over half shared that they wanted to work or identified money as a barrier to attending college. Of these non-college survey participants, 85% said they planned to go to college within the next 5 years.

Phone Interview Responses

Following data collection and analysis of the on-line student survey, researchers contacted students to participate in follow-up phone interviews. Selection of students was purposeful, to obtain information from BtC English and Math students who transitioned to college in the fall. Students were offered an additional incentive to participate. Researchers hoped to learn about students’ experiences placing into college-level Math or English courses, as well as potential barriers and supports to developing efficacy as a college ready Math or English student.



Phone calls were conducted in February and March 2018 using a semi-structured interview protocol. Students were asked to self-report outcome data from their high school and college experiences, including course grades and 11th grade SBA scores. Students were selected from several disaggregated groups of survey respondents, including:

- BtC students receiving a “B or better,” attending college, and placing into college-level Math/English
- BtC students receiving a “B or better,” attending college, and placing into pre-college Math/English
- BtC students receiving a “B or better,” and not attending college in the fall following their senior year
- BtC students receiving a score lower than a “B” in BtC Math/English and attending college

Researchers asked students to share their experience transitioning from high school to college, specifically regarding placement and readiness to be a college Math and English student. Questions focused on the structural components of the BtC courses, including the class materials, pacing, and style of teaching. Additionally, researchers asked students to share their perceptions of how the BtC courses differed from their more traditional high school courses.

Overall, researchers found that students in all groups had positive perceptions of the BtC Math and English courses. One student shared, “I thought it was great, units flowed together smoothly. It was one of the best class I ever took.” Another student noted,

The curriculum was great, the book was great. I learned how to put an essay together, and different strategies for creating an essay. I felt more ready for college; a lot of it was oriented toward college and helped me to organize my thoughts better. I thought that college would be easier because it prepared me. College seemed like it’d be really hard, and this made me feel like I could do it.

Students also highlighted several supportive components of the courses, including the teaching style and methods, curriculum content and structure, and the pacing. Several students spoke about their own efficacy as learners, sharing how the opportunity for a different type of course, particularly in Math, helped them to develop a growth mindset and feel more confident in their ability as a learner.

College Placement

Researchers asked students to talk about their placement into college-level Math and English. The intention of the BtC courses was to mitigate barriers to placement into college-level work for students scoring a Level 2 on their 11th grade state assessments. About one quarter of the students who participated in the phone interviews used their BtC courses to place into college-level coursework. One shared,

I met with my advisor. She checked my transcript, and said, ‘you don’t have to take the placement test.’ She gave me a list of classes I could take and English 101 was full, so I chose creative writing, which will also count for credit.

Another student was asked which courses they thought they could get credit for, and after explaining the Bridge program to college advisors was able to take a college-level English course.

The majority of the students interviewed did not have the opportunity to use their BtC credits for placement into college courses. Most shared that they were required to take a placement test despite taking BtC and getting a “B or better,” particularly for college Math courses. One shared,

In order to be considered for a Math class I had to take a placement test. They looked at my transcript, at the fact that I chose to take a 4th year of Math and didn’t have to. They likely looked favorably upon it, but everyone had to take the placement test.

Another noted that “BtC classes did not come up at all” during placement discussions. Students in English reported a less regulated system of placement, with several noting they were able to “self-place” into a class they felt they were prepared for. One Math student shared,

I did do a placement test in the fall and I didn’t pass it, so I will be in college readiness Math in my nursing program. BtC never came up, even when I signed up for the course in high school.

Teaching style and methods

Students spoke to researchers about the teaching strategies that were most helpful during their BtC courses. One student talked about the level of independence in her BtC English course, noting, “the teacher (would) give you starter points for a paper, but that’s all; no ‘hand holding.’” She continued to talk about her college experience, discussing how in college, similar to her Bridge course in high school, students were often asked to work in small groups to annotate and analyze articles for content. This student shared that the opportunity to work with her peers in high school prepared her for this style of learning in her first semester college courses. Similarly, several BtC Math students spoke about the small group learning opportunities offered in high school, suggesting that having peers to share the learning with provided them opportunities to be the expert, as well as ask questions in a non-threatening, more accessible way. One student shared that learning how to ask questions was a benefit of his BtC Math course and made it easier for him to ask for support from peers and professors in college.

Another teaching strategy referenced during interviews was the organization and presentation of the BtC lessons. One Math BtC student shared, “The way assignments were given and how they were structured emphasized personal responsibility over teacher responsibility.” Another Math student noted that the most successful part of the BtC Math course was, “how (the teacher) presented their expectations. Now in college I’m better about respecting deadlines.” One English



student spoke of the rubrics and due dates given before each English assignment, which helped him to be “more organized” and “respect the deadlines.” Another English student told researchers that the “straightforward expectations” had the most impact on her first quarter in college English and overall on her experience as a college student.

In addition to teaching strategies, students felt strongly about the relationships they built with their teachers in their BtC courses, particularly in BtC English. Students expressed appreciation of their teachers’ levels of investment and engagement and noted that the ability to ask questions in a non-judgmental environment made them more likely to work through problems and persist. One student shared, “the teacher was a great resource, and made me not afraid to ask questions.” Another noted that while he had never felt like a strong Math student, his experience in BtC left him with a “positive mindset about Math and good relationship with instructors.”

Curriculum Structure and Contents

Students in BtC English spoke positively about the value of the content presented, including,

...learning how to cite sources, how to format in APA, to focus on the finished product, how to read a book for the whole term, take out passages and explain what the author was trying to say, and when to use more sophisticated vocabulary to communicate through writing.

These higher-order language skills helped students to transition to college-level work. One student shared,

[In BtC,] we did research projects/essays. Like college where you have to interpret content, based on articles that were read, we did longer papers. Instead of a high school 5-7-page essay, [we did] 10+ page research papers, and used my knowledge of finding research online.

Another component of the curriculum students found helpful in the transition to college-level coursework was the writing aspect of the BtC English course. Students shared that the prompts, and frequency of writing helped them to be prepared for the rigors of writing in college. Students felt the topics were relevant and were able to be adapted to the interests of students in the class. Additionally, they appreciated the opportunity to engage with creative writing and scholarly writing prompts. One student told researchers, “Writing style was the most important thing to ready me for college.”

Students taking BtC Math found value in the opportunity to learn in a conceptual, hands-on way. Several students detailed specific lessons, including “learning quadratics with gummy bears,” “the marshmallow lab,” and a lesson where “we stood on a tarp as a group and tried to flip it.” Students appreciated the opportunity to show their thinking and to be graded not just on one right answer,

but on the work and problem-solving steps to reach that answer. One student shared, “It taught me skills, how to think abstractly about Math and problems, and focused on *how* to get the answer, not just the answer.” Another student also talked about the lessons that required group work, which he felt really helped him to learn from hearing other people’s thoughts and to experience the content from multiple perspectives.

Pacing

Several students shared that the pacing of the courses supported their learning. For Math, students felt that the slower pace, which incorporated repetition and review, helped them to learn the concepts more deeply. One student shared, “Because it was a lot of review, it made me more confident in Math, and the pace was great for my understanding.” Another shared that “every piece fit into the next” and made transitions smooth and easy to manage.

BtC English course students spoke about pacing in a slightly different way, suggesting that the pace of the English course was rigorous and helped them to be better prepared to handle more work in a shorter period. One student told researchers, “It was a lot of writing, a bigger work load, and helped me prepare better for (the) workload now...doing a lot of work within a week, so time management was stressed.”

Transition Challenges

During interviews, researchers asked students to share the challenges they faced in transitioning from high school Math or English to college-level coursework. Students noted that although they liked the BtC courses, there were aspects that did not help them in their first quarter of college. Specifically, a few students shared that being given so much time in class to complete work was not comparable to college courses, where most of the work is done autonomously. They expressed that class-time dedicated to completing work felt like a waste, and they would have benefited from more collaborative work or instruction with their teacher. Another student noted that it was frustrating “when we would just read the book in class. We could have been doing papers the whole time...but we couldn’t take the books home, we didn’t have a lot of books and the other class used the same ones.” Other students also referenced the availability of resources as a challenging aspect of the course, particularly the lack of books or inconsistent technology. Finally, a few students shared that the book choices were sometimes a barrier, and asked researchers if we knew “who chose the books” and if they could supplement texts that were more interesting, relevant, and current. These students felt that the book choices may not have prepared them for the level and depth of college-level English materials.

CTC Placement Procedure Interviews

In addition to interviewing and surveying BtC students, researchers contacted Community and Technical Colleges (CTCs) throughout the state to determine how and when these institutions were using BtC courses as a placement option for students. The CTCs were chosen based on proximity to BtC schools and from information provided by the State Board of Community and



Technical Colleges (SBCTC) (see Table 1). The purposeful selection of CTCs was intentional, to increase the likelihood of having students who might use BtC grades as an alternative placement.

From January through March 2018, researchers visited six CTC campuses and spoke with contacts from five additional campuses in Washington State. Researchers engaged with academic advisors, credit evaluators, registrars, deans of instruction, and testing placement specialists. CTC faculty were willing to share their knowledge and experience, and they offered researchers insights into placement challenges and successes in the current CTC climate.

Table 1. Sample of CTCs used.

CTCs Contacted	
<u>Site Visit</u>	<u>Phone Interview(s)</u>
Centralia	Big Bend
Clark	Lower Columbia
Highline	Spokane CC
Olympic	Spokane Falls
Shoreline	Yakima
Whatcom	

During interviews, researchers learned that CTCs use several different methods to place students into college or pre-college-level coursework. Most of the schools participating in this study have moved to a multiple measures system of placement, where students can use transcripts, SBA scores, SAT/ACT scores, AP scores, portfolios, and placement tests to determine the appropriate level of coursework. There was no single, consistent method of placing students into Math or English, and one college acknowledged that “with the end of the Compass System for placement things have become very complicated.”

At approximately 80% of the schools contacted, registrars and placement specialists were aware of the SBA-Bridge placement alternative, although they reported not having much experience with students using their “B or better” to place into college-level courses. A few schools were not aware of the BtC courses or of the placement agreement with the state. In these cases, CTC faculty shared that they use placement tests and transcript analysis for all placement decisions.

One school shared its alternative placement agreement flier, which provides a detailed list of options that students have for placement into college or pre-college-level courses. BtC is listed as one of the options, in combination with a level 2 on the 11th grade Math or English SBA, although it

is only valid for “an entry college-level terminal Math course not on the calculus pathway.” Additionally, this CTC charges students a \$15.00 fee to use alternative placement options for enrollment. Finally, this school noted that it was willing to work with students to find the best placement options, but that students themselves were not always aware of what was available to them which made it more challenging.



SUMMARY AND RECOMMENDATIONS

Summary

The state of Washington has invested in people, policies, and programs to support college readiness efforts. From Common Core State Standards to new graduation requirements to College Bound Scholarships, the focus on helping students attend and persist in college and beyond is apparent. However, barriers remain for students. State testing in high school, placement testing in college, and placement into pre-college courses once enrolled increase the likelihood that students will not persist. BtC high school courses are designed to reduce the number of barriers students experience in their pursuit of college. They are intended to be one intervention among many to help students prepare for and succeed in college-level Math and English coursework.

Researchers conducted quantitative and qualitative data analysis from fall 2017 through spring 2018 to better understand the perspectives and outcomes of BtC students enrolling in CTCs across the state. Overall, quantitative measures showed BtC students outperformed their comparison counterparts in college. Likewise, students expressed positive perceptions of the value and support offered through their high school BtC course(s). Many felt the courses helped them develop a growth mindset and become more efficacious students. Students noted that the teacher and that instructional styles and strategies were important components of the BtC courses. Students also shared that they learned to take responsibility for their learning and were challenged to behave as if in a college classroom. This glimpse into postsecondary opportunity appears to have made an impact on several students, building confidence and potentially mitigating some of the anxiety inherent in transitioning to unfamiliar situations.

Despite these positive perceptions of the courses, students and college faculty were less clear on the placement options available after completion of the BtC courses with a grade of “B or better.” Several students were confused about how to use their BtC grades to help with college-level course enrollment. College staff members shared that they used multiple measures to place students into college-level coursework and, while BtC was one option, they had not seen many students using this option to date. It appears that while the BtC courses offer a platform to help prepare students for postsecondary success, the message about this support has not been received by the stakeholders involved in the placement process.

Recommendations

Based on the quantitative and qualitative data collected from two cohorts of BtC students and college support staff across the state, we recommend the following:

- **Continue to develop and expand the Bridge to College courses.** In addition to the rigorous content already embedded in the BtC curriculum, the courses provide the opportunity to promote college readiness on a consistent, frequent basis. Specifically, we recommend using these courses as year-long awareness campaigns, with an increased emphasis on students being college aware, college prepared, and college eligible. Conversations about what college courses look like, how to manage a schedule and meet deadlines, and how to study outside of class would reinforce the belief that students can be successful and that their high school teachers believe in and support them. This increased level of competence will empower students to take risks and challenge themselves.
- **Grow opportunities for Regional PLCs.** To continue to build capacity and strengthen awareness of BtC courses, we recommend creating quarterly opportunities for teachers within a geographical region to meet and talk about their experiences teaching the BtC courses. Within these regional PLCs, we suggest identifying BtC mentor teachers to take leadership roles and provide support for novice teachers as they develop efficacy in delivering the content and philosophy of the BtC courses.
- **Continue to provide Implementation and Sustainability grants.** We recommend the continued investment in tracking implementation and sustainability practices of the BtC courses. As this is a far-reaching initiative with the potential to impact students across the state, having the opportunity to observe classrooms, talk with students and teachers, and follow progress and outcomes *over time* is critical to understanding best practices and making adjustments to meet the needs of the diverse and changing communities being served.
- **Continue to update and clarify policy shifts.** Continue to develop communication strategies through multiple methods of communication. This might include newsletters, e-mails, and public service announcements in communities throughout the state.



- **Fund new Math cohorts to track outcomes and measure the success of future iterations of BtC courses.** As BtC courses continue to be honed and adapted to meet student needs, we recommend adding new cohorts of students to track quantitative outcomes over time. This is particularly important because state policies for student assessments and graduation requirements change.
- **Align teaching practices at local CTCs with research based best practices.** Throughout the state, school districts have made the commitment to prepare students to be “college-ready” for postsecondary opportunities. While this commitment is critical, it does not address the need for colleges to be “student ready.” During interviews, several students shared that the instructional style and practices of their BtC teachers impacted their feelings of efficacy and their interest in learning the content being taught. Students taking BtC English shared that the pacing of the course and communication with their teachers supported their learning.

We recommend exploring the provision of instructional coaching and professional development to assist college instructors in aligning their teaching practices with the research based 21st Century teaching practices embedded in the BtC curriculum. This vertical articulation is a natural next step in helping colleges support the new students enrolling in college-level course through alternative-qualification means.



The BERC Group, Inc.
PO Box 3552
Redmond, WA 98073
Phone: 425.327.2801

Web: www.bercgroup.com