

## **REGULAR ITEM (RESOLUTION 26-06-22)**

June 3, 2026

Tab 2

### **2026-27 Workforce Education awards and allocations**

#### **Brief description**

Colleges fund workforce education programs and student support programs in multiple ways, including the use of general enrollment funding, state, and federal targeted funding. Each June, the State Board approves the targeted funding for the next fiscal year. What follows is proposed targeted federal and state contracted funding for FY2026-27:

- Carl D. Perkins Grant
- Early Achievers Grant
- Basic Food Employment and Training
- WorkFirst

#### **How does this item link to the State Board's Strategic Plan?**

Carl D. Perkins, Early Achievers Grants, Basic Food Employment and Training, and WorkFirst address the State Board's goals for achieving educational equity for students who are historically underrepresented in higher education, improving completion rates for all enrolled students across all types of programs and credentials - workforce degrees, transfer degrees, certificates and apprenticeships, and increasing access and retention among populations who can benefit the most from college access as described below.

#### **Background information and analysis**

The State Board awards federal workforce training funds to colleges to support programs offering entry-level training and skills upgrade for the state's workforce. Each program provides residents across the state opportunities to increase their educational attainment.

#### **Carl D. Perkins Federal Grant – \$13,944,200 (initial planning budget from Workforce Training and Education Coordinating Board)**

Approval of the resolution will authorize FY2026-27 Carl D. Perkins awards to 34 community and technical colleges to improve outcomes for students by supporting and strengthening workforce education programs.

The Strengthening Career and Technical Education for the 21<sup>st</sup> Century Act provides funding for workforce programs with an emphasis on accountability, innovation, secondary to post-secondary pathways, coordination with business and industry, and decreasing equity gaps for underserved populations. Colleges inform their use of Perkins funding through completion of the required Comprehensive Local Needs Assessment (CLNA), which brings together regional stakeholders to inform local workforce needs and guides the local investment of these resources.

Perkins V sets aside one percent of State Leadership funds to serve individuals in state institutions, such as state correctional institutions or institutions that serve individuals with disabilities. Ten percent of the Basic Grant funds are set aside for rural colleges and colleges with a high percentage of professional/technical students.

This Perkins funding aligns with two Board goals specific to Equitable Student Success:

- **Goal 1: Increase access and retention among population who can benefit the most from college:** Colleges are required to develop goals and strategies to eliminate performance gaps and support the success of nine special populations and four sub-groups identified in the Strengthening Career and Technical Education for the Perkins V. Performance targets for each college are developed and monitored to measure success in improving participation in and completion of workforce education programs for all students preparing for employment, including those who are underrepresented by gender in specific non-traditional fields. Performance data is disaggregated by student groups and by program for each college making it easier to identify performance gaps and develop specific strategies to increase student participation and success. This focus on equity and diversity and performance gap analysis aligns closely with local needs and the connections help ensure we respond to the emerging needs of our students and the employers who hire them.
- **Goal 2: Improve completion rates for all enrolled students across all types of programs and credentials – workforce degrees, certificates, and apprenticeships:** Student completion is a key performance indicator for all programs supported with Perkins funding. Performance targets for each college are developed and monitored to measure success in increasing student attainment of relevant career and technical skills that align with industry standards, and increasing industry-recognized credentials, certificates, and degrees. Colleges are required to provide outreach to secondary students and expand programs of study that bring together a sequence of career-focused courses that start in high school and extend through a post-secondary professional technical program. Many of these courses articulate for CTE Dual Credit. Additionally, the Perkins V places emphasis on providing students with work-based learning opportunities aligning well with Career Connect Washington's criteria for Career Launch programs.

### **Early Achievers Grant – \$6,632,864**

The approval of the resolution will authorize Early Achievers Grant (EAG) awards for FY 2026-27 community and technical colleges. The EAG is a student financial aid program that helps employed childcare providers and early learning professionals complete certificates and associate degrees in early childhood education.

This program started in 2012 as a collaboration between the colleges and the Department of Children, Youth, and Families (DCYF). In 2018, the Washington State Legislature adopted new licensing rules requiring childcare providers to attain postsecondary ECE credentials. All 27 colleges participating in the Early Achievers Grant program offer stackable certificates and degrees that meet licensing and staff qualification requirements.

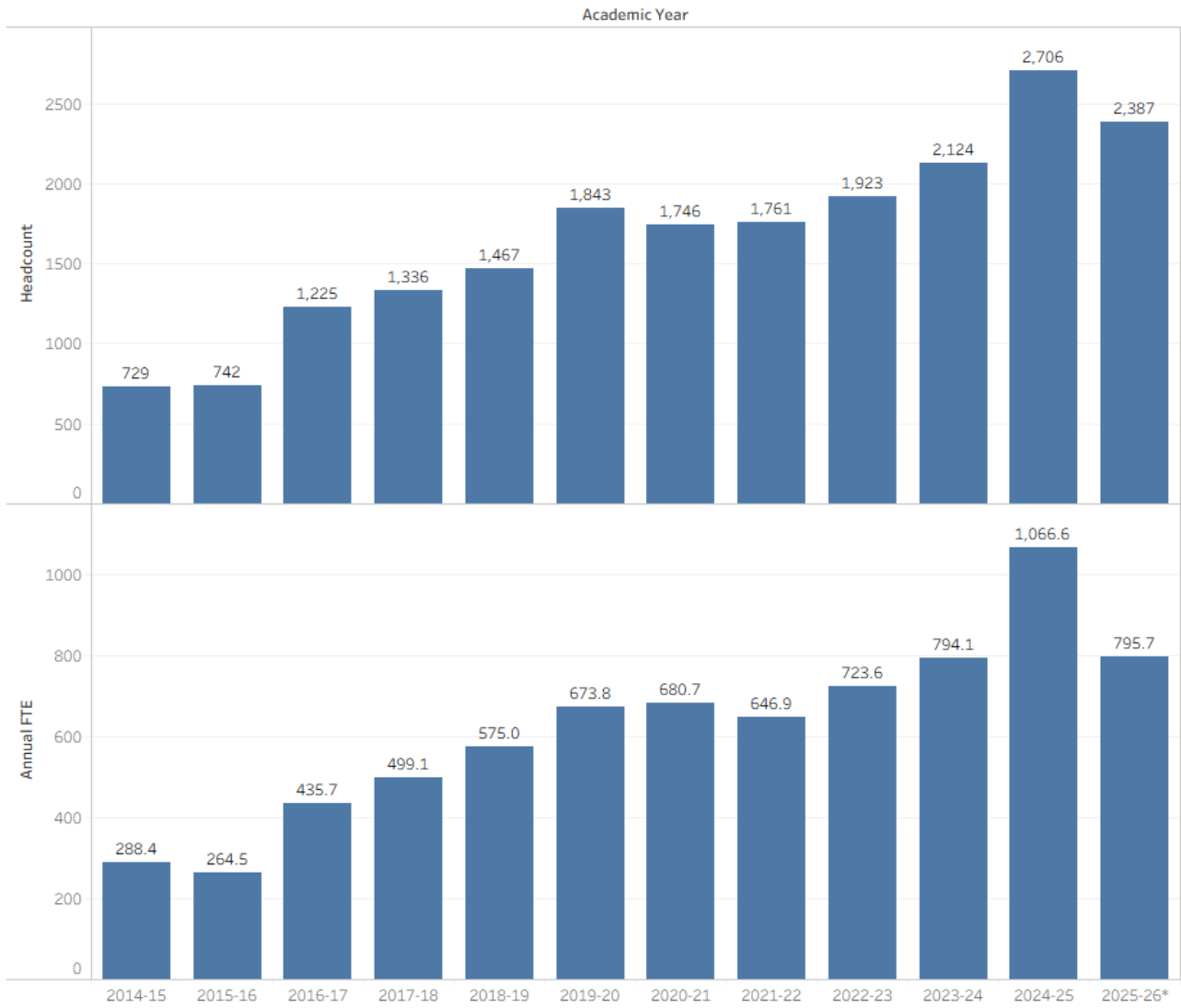
The Early Achievers Grant aligns with the three goals of the Board:

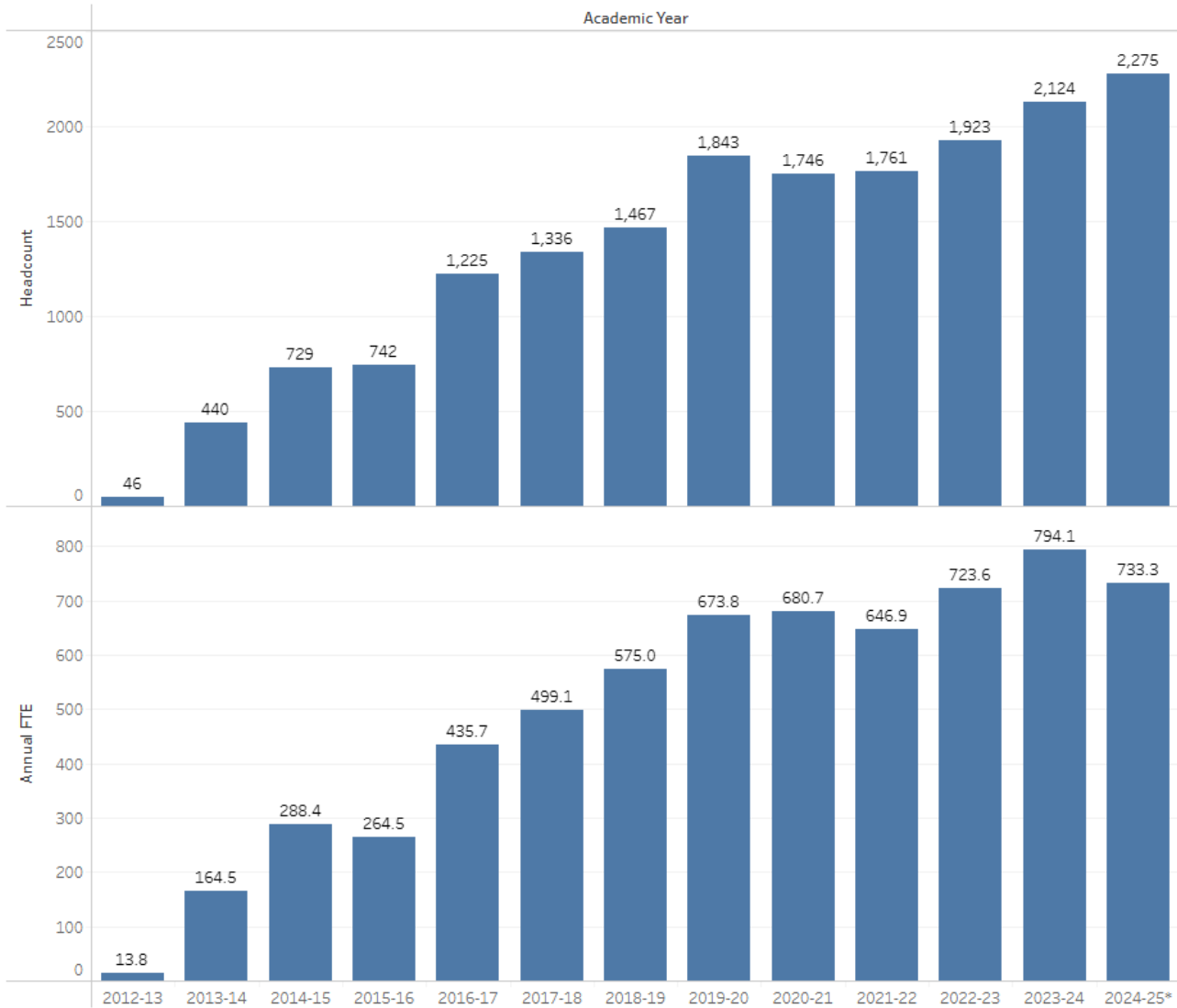
- Increase access and retention: Professionals in childcare and early education settings typically earn wages at or just above minimum wage, making typical student loan repayments difficult. Funds pay for tuition, fees, textbooks, and student wrap-around services necessary for participation in an ECE program, and in annual student surveys, scholars regularly cite this financial support as a key factor in their ability to complete their certificates and degrees. EAG scholars also receive intensive, relationship-based advising and wrap-around support services above and beyond what colleges typically offer students. These services help students who need additional assistance navigating college systems or might otherwise stop out due to emergent situations persist and complete their education goals. In FY25, an average of 77% of EAG students continued to pursue their certificate or degree program.
- Provide flexible career-training options: All colleges participating in EAG offer stackable certificates and AAS/AAS-T degrees in ECE. Students can complete the required coursework to maintain employment and gain confidence in their scholarly skills by adding additional certificates to help them obtain promotions and higher-paying wages.
- Secure resources and develop systemwide strategies: The grant also allocates funding to support college program contacts. These contacts serve as the main point of contact for our grant recipients, guiding students from intake to completion. They are responsible for outreach, recruitment, onboarding, advising, and grant administration.

Each spring, the colleges participate in a competitive grant application process. Each college's funding is based on the funds made available by DCYF, the number of FTES projected to be served, and performance in the previous years. Colleges must also describe program capacity, student intake, monitoring processes, and wrap-around support services.

In FY25, EAG supported 2,706 students (1,067 FTES) who earned 1,665 Early Childhood Education credentials. To date in FY26, excluding the spring quarter, EAG has served 2,387 students and achieved 795.7 FTES, which is 105% of the FTES awarded in FY26. Colleges can serve more FTES than are awarded to them by braiding EAG funding with other sources of financial aid, such as Pell, the Washington College Grant, and the Worker Retraining Program.

Annual Enrollment





**Basic Food Employment and Training (BFET) – \$20,237,437**

Approval of the resolution will authorize federal FFY27 funding to be awarded to all 34 community and technical colleges for the Basic Food Employment and Training (BFET) program. Basic Food recipients are provided access to a variety of educational options and support services through the BFET program to gain the skills necessary to compete for higher wages, better jobs, and further advancement. College BFET programs are designed around a 50/50 funding model that allows them to budget and invoice for a 50 percent reimbursement of allowable expenditures the college has made. This means that colleges must cover 100 percent of costs for BFET students and program expenses from non-federal sources prior to receiving a reimbursement. The reimbursed funds are then retained as BFET program operational funding. Expenses eligible for reimbursement include tuition, books, fees, and support services such as housing, transportation, childcare, supplies, etc. necessary for participation in an education and training program. Program funding levels are estimates per the state approved spending plan which is expected to be released in September.

This Basic Food Employment and Training funding aligns with two specific goals of the Board's strategic plan:

Goal 1: Increase access and retention among populations who can benefit the most from college:

- Funding supports the State Board's efforts to impact state and federal policy concerning access to community and technical colleges for low-income populations eligible for basic food assistance. The State Board partners with the Department of Social and Health Services (DSHS) to advocate for the community and technical college's role in statewide poverty reduction efforts and to prevent national policy that adds barriers to accessing education. Washington continues to be highlighted nationally as a model Supplemental and Nutrition Assistance Program (SNAP) Employment and Training program and the SBCTC's expertise is requested on a regular basis to assist the onboarding of other states implementing the program. The Farm Bill, which governs Supplemental and Nutrition Assistance Program Employment and Training, was last reauthorized in December 2018 and has been extended through the current FFY as part of the continuing resolution passed in November 2025. As congress works toward a full Farm Bill reauthorization, there is a strong focus from states in advocating for reducing barriers, continuing the recent exemptions put into place during the pandemic, providing targeted outreach, and expanding the allowable training options. The State Board has continued to participate in state focus groups and national forums to advocate for policies that increase access to community and technical colleges, work-based learning, and student supports.
- Basic Food students are low-income individuals and parents who are eligible for basic food assistance. The Basic Food program provides an opportunity for equitable access to education for our state's most disproportionate populations. In FY25, 54 percent of BFET students were students of color. Without enrollment in the BFET program, students receiving food benefits would not be able to enroll in college and continue to receive their food assistance.
- In FY25, the Basic Food program served 7,869 students (4,504 FTE). An overall increase of 1,039 students from FY24. To date in FY26, excluding spring, the BFET program has served 5,548 students (1,999 FTE), which indicates that enrollments in FY26 will significantly exceed FY25 enrollments. Our Basic Food model allows for reverse referrals, meaning program staff can recruit eligible students and assist them with their application for food assistance if they are not yet receiving this support. With the inclusion of the Benefits Navigators through the Basic Needs Act (SHB1559), colleges have been able to increase enrollments in BFET and support students in accessing resources including FAFSA. Colleges are also seeing increased enrollments with the passage of H.R. 1 and the implementation of work requirements for SNAP recipients without dependents. The State Board continues to be an active partner in the development and implementation of SNAP work requirements.

Goal 2: Improve completion and transfer rates for all enrolled students across all types of programs and credentials – workforce degrees, transfer degrees, certificates, apprenticeships, and bachelor's degrees, including improving completion rates faster for students of color:

- Basic Food programs are accountable to successful completion of workforce education pathways and employment outcomes. Two years after exit, 70% of participants are employed with a median hourly wage of \$24.13. This is above the state's minimum wage of \$16.28.

- BFET program supports students who are enrolled in Basic Education, English Language Acquisition, IBEST, Running Start, a variety of short-term trainings and certificates, degree pathways, and non-credit/continued education. Colleges are responsible for reporting student retention and completion data. Student data is monitored quarterly to ensure proper coding and reporting.

Basic Food programs ensure low-income students receive necessary wrap-around services and supports to meet their basic needs and beyond, keeping students enrolled and supporting progression in professional/technical programs across the state, many of these programs integrate work-based learning opportunities that align with the objectives of Career Connect Washington.

### **WorkFirst – \$16,387,000**

Approval of the resolution will authorize FY27 WorkFirst awards to 33 community and technical colleges to provide education and training, work-based learning, student supports, and wrap-around case management to students receiving Temporary Assistance for Needy Families. We anticipate the estimated funding level, based on FY26 legislation, will be available per the state approved spending plan expected to be released in late June.

A bipartisan legislative task force provides oversight to the WorkFirst program and operation of Temporary Assistance for Needy Families (TANF). State and Federal TANF block grant funds are provided through the Department of Social and Health Services (DSHS), which contracts with the State Board, the Employment Security Department, and the Department of Commerce for participant services. The Office of Financial Management and the Department of Children, Youth and Families are also WorkFirst partners.

WorkFirst colleges are able to offer student support to help students meet their basic needs. These supports include transportation, medical, childcare, tools/supplies, clothing, and emergency costs.

This WorkFirst funding aligns with two specific goals of the State Board strategic plan:

Goal 1: Increase access and retention among populations who can benefit the most from college:

Funding supports the State Board's efforts to impact state and federal policy concerning access to community and technical colleges for low-income parent populations. The State Board partners with the Department of Social and Health Services to advocate for the community and technical college's role in two-generational strategies to reduce poverty, and to highlight the community and technical college system through other state-wide and national efforts.

WorkFirst students are low-income parents. WorkFirst staff provides wrap-around support to ensure equitable access and retention, including referrals to external service providers to address childcare, healthcare, food insecurity, housing, and transportation needs. WorkFirst staff strive to transition WorkFirst students to additional resources to aid their advancement off TANF and out of poverty.

In 2026, the State Board and DSHS announced the inclusion of bachelor's programming as allowable educational activities for WorkFirst; further supporting strong efforts to increase access and support retention of students.

More than 80 percent of financial aid awarded to WorkFirst students consisted of Pell, WA College Grant, WorkFirst Work Study, Federal Unsubsidized Stafford/Direct, Federal Stafford Subsidized/Direct, Opportunity Grant, Federal Work Study, as well as other grants and funds.

In FY25, WorkFirst served 3,484 students (1,843 FTE), which was an increase to the FY24 student enrollments. To date in FY26, excluding spring quarter, WorkFirst has served 2,397 students (878 FTE), putting colleges on a trajectory of serving more students in FY26 than FY25. WorkFirst program staff work directly with their Local Planning Area partners to promote referrals to education and training programs at community and technical colleges that meet local needs.

Goal 2: Improve completion and transfer rates for all enrolled students across all types of programs and credentials – workforce degrees, transfer degrees, certificates, apprenticeships, and bachelor's degrees, including improving completion rates faster for students of color:

Education and training providers are accountable for the attainment of high school degrees or equivalencies and vocational education certificates and degrees. Our performance outcomes are reported to the Department of Social and Health Services and incorporated into the State's overall WorkFirst data for legislative review. Federal rules limit full-time vocational education to 12 months; however, state legislation passed in 2017 allows for an extension to 24 months ensuring students have adequate time to complete at least a one-year certificate.

WorkFirst increases access to in-demand, high quality professional/technical programs, many of which integrate meaningful work-based learning opportunities. Currently, we have 30 of the 33 colleges offering WorkFirst that have work-based learning programs providing WorkFirst students with hands-on job experience in positions that are related to their career field.

### Recommendation/preferred result

Staff recommends approval of Resolution 26-06-22, awarding federal workforce education targeted funds to community and technical colleges for fiscal year 2026-27 as described in Attachment A.

Policy Manual Change Yes  No

Prepared by: Marie Bruin, director, workforce education  
mbruin@sbctc.edu, 360-704-4333

**STATE OF WASHINGTON**  
**STATE BOARD FOR COMMUNITY AND TECHNICAL COLLEGES**  
**RESOLUTION 26-06-22**

A resolution relating to allocating and awarding \$57,201,501 of federal and state contracted workforce training funds to the community and technical college. (See Attachment A)

**WHEREAS**, the State Board has the authority to allocate and award federal job training funds; and

**WHEREAS**, community and technical colleges have fulfilled the application requirements set forth for Carl D. Perkins, and Early Achievers, Basic Food Employment and Training, and WorkFirst Grants; and

**WHEREAS**, each Carl D. Perkins, Early Achievers, Basic Food Employment and Training, and WorkFirst Grants application has gone through a state level review process and has been recommended by their respective advisory committee to the State Board for Community and Technical Colleges for funding;

**THEREFORE BE IT RESOLVED**, that the State Board for Community and Technical Colleges awards a total of \$57,201,501 for FY 2026-27 as detailed in Attachment A, consisting of:


1. \$13,944,200 for Carl D, Perkins Grant
2. \$6,632,864 for Early Achievers Grants
3. \$20,237,437 for Basic Food Employment and Training
4. \$16,387,000 for WorkFirst

**BE IT FURTHER RESOLVED**, that the State Board for Community and Technical Colleges authorizes the Executive Director to make adjustments to this action, including any necessary changes to the State Board's Policy Manual, as necessary, for actions taken by the Governor, Legislature, data corrections, externally imposed restrictions or guidelines, uniform accounting and reporting requirements, and unanticipated changes in state or federal law.

**APPROVED AND ADOPTED** on June 4, 2026

**Attest**

  
\_\_\_\_\_  
Nate Humphrey, secretary

  
\_\_\_\_\_  
Martin Valadez, chair

**WORKFORCE EDUCATION – FY27 GRANTS DISTRIBUTIONS**

<b>College</b>	<b>FY26 Carl Perkins</b>	<b>FY27 Carl Perkins</b>	<b>FY26 Early Achievers</b>	<b>FY27 Early Achievers</b>	<b>FY26 TOTAL</b>	<b>FY27 TOTAL</b>
Bates	\$503,772	\$504,804	\$498,000	\$498,000	<b>\$1,001,772</b>	<b>\$1,002,804</b>
Bellevue	\$276,792	\$269,526	\$141,100	\$141,100	<b>\$417,892</b>	<b>\$410,626</b>
Bellingham	\$426,783	\$448,992	\$0	\$0	<b>\$426,783</b>	<b>\$448,992</b>
Big Bend	\$265,585	\$241,271	\$83,000	\$83,000	<b>\$348,585</b>	<b>\$324,271</b>
Cascadia	\$0	\$0	\$0	\$0	<b>\$0</b>	<b>\$0</b>
Centralia	\$252,271	\$261,254	\$66,400	\$66,400	<b>\$318,671</b>	<b>\$327,654</b>
Clark	\$429,431	\$406,129	\$91,300	\$91,300	<b>\$520,731</b>	<b>\$497,429</b>
Clover Park	\$518,840	\$551,221	\$58,100	\$58,100	<b>\$576,940</b>	<b>\$609,321</b>
Columbia Basin	\$438,281	\$431,538	\$157,700	\$157,700	<b>\$595,981</b>	<b>\$589,238</b>
Edmonds	\$334,458	\$339,954	\$166,000	\$166,000	<b>\$500,458</b>	<b>\$505,954</b>
Everett	\$336,675	\$326,249	\$141,100	\$141,100	<b>\$477,775</b>	<b>\$467,349</b>
Grays Harbor	\$214,263	\$210,871	\$83,000	\$83,000	<b>\$297,263</b>	<b>\$293,871</b>
Green River	\$462,651	\$445,023	\$282,200	\$282,200	<b>\$744,851</b>	<b>\$727,223</b>
Highline	\$406,761	\$426,750	\$547,800	\$547,800	<b>\$954,561</b>	<b>\$974,550</b>
Lake Washington	\$325,142	\$315,970	\$539,500	\$539,500	<b>\$864,642</b>	<b>\$855,470</b>
Lower Columbia	\$320,104	\$284,163	\$149,400	\$149,400	<b>\$469,504</b>	<b>\$433,563</b>
Olympic	\$420,782	\$421,816	\$456,500	\$456,500	<b>\$877,282</b>	<b>\$878,316</b>
Peninsula	\$304,939	\$330,270	\$41,500	\$58,100	<b>\$363,039</b>	<b>\$388,370</b>
Pierce	\$367,726	\$382,591	\$282,200	\$282,200	<b>\$649,926</b>	<b>\$664,791</b>
Renton	\$474,312	\$471,671	\$199,200	\$199,200	<b>\$673,512</b>	<b>\$670,871</b>

Seattle District	\$925,747	\$865,682	\$622,500	\$622,500	<b>\$1,548,247</b>	<b>\$1,488,182</b>
Shoreline	\$268,364	\$244,020	\$0	\$0	<b>\$268,364</b>	<b>\$244,020</b>
Skagit Valley	\$479,029	\$498,807	\$141,100	\$141,100	<b>\$620,129</b>	<b>\$639,907</b>
South Puget Sound	\$256,388	\$248,208	\$265,600	\$265,600	<b>\$521,988</b>	<b>\$513,808</b>
Spokane District	\$1,378,719	\$1,385,173	\$332,000	\$332,000	<b>\$1,710,719</b>	<b>\$1,717,173</b>
Tacoma	\$634,316	\$660,492	\$190,900	\$190,900	<b>\$825,216</b>	<b>\$851,392</b>
Walla Walla	\$546,111	\$616,963	\$116,200	\$116,200	<b>\$662,311</b>	<b>\$733,163</b>
Wenatchee Valley	\$255,620	\$256,110	\$224,100	\$224,100	<b>\$479,720</b>	<b>\$480,210</b>
Whatcom	\$169,890	\$166,741	\$149,400	\$132,800	<b>\$302,690</b>	<b>\$299,541</b>
Yakima Valley	\$373,192	\$376,146	\$249,000	\$249,000	<b>\$622,192</b>	<b>\$625,146</b>
SBCTC	\$1,552,524	\$1,555,795	\$358,064	\$358,064	<b>\$1,910,588</b>	<b>\$1,913,859</b>
<b>Total</b>	<b>\$13,919,468</b>	<b>\$13,944,200</b>	<b>\$6,632,864</b>	<b>\$6,632,864</b>	<b>\$20,552,332</b>	<b>\$20,577,064</b>

**Notes:**

The amount available on the SBCTC line will be used for programs, special projects, and administration. Funds will be awarded based upon RFPs, applications, etc.

SBCTC line

Admin	456,230	457,493	268,064	268,064	<b>724,294</b>	<b>\$725,557</b>
Grants	<u>1,096,294</u>	<u>1,098,302</u>	<u>90,000</u>	<u>90,000</u>	<u><b>1,186,294</b></u>	<u><b>1,188,302</b></u>
Total	1,552,524	1,555,795	358,064	358,064	<b>1,910,588</b>	<b>1,913,859</b>

Perkins Leadership grants: Leadership block grant, Non-Trad, and Corrections

**STUDENT SUPPORT PROGRAMS – FY27 GRANTS DISTRIBUTIONS**

<b>College</b>	<b>FY26 WorkFirst</b>	<b>FY27 WorkFirst</b>	<b>FY26 Basic Food Employment &amp; Training</b>	<b>FY27 Basic Food Employment &amp; Training</b>	<b>FY26 TOTAL</b>	<b>FY27 TOTAL</b>
Bates	\$397,401	\$394,423	\$371,824	\$436,523	<b>\$769,225</b>	<b>\$830,946</b>
Bellevue	\$416,708	\$424,094	\$641,444	\$1,010,630	<b>\$1,058,152</b>	<b>\$1,434,724</b>
Bellingham	\$240,235	\$248,776	\$597,252	\$656,920	<b>\$837,487</b>	<b>\$905,696</b>
Big Bend	\$257,489	\$270,902	\$498,576	\$501,419	<b>\$756,065</b>	<b>\$772,321</b>
Cascadia	\$0	\$0	\$37,362	\$91,806	<b>\$37,362</b>	<b>\$91,806</b>
Centralia	\$514,948	\$410,262	\$538,792	\$754,963	<b>\$1,053,740</b>	<b>\$1,165,225</b>
Clark	\$545,747	\$621,947	\$981,069	\$942,251	<b>\$1,526,816</b>	<b>\$1,564,198</b>
Clover Park	\$503,322	\$465,126	\$701,616	\$657,124	<b>\$1,204,938</b>	<b>\$1,122,250</b>
Columbia Basin	\$433,443	\$546,761	\$453,574	\$521,568	<b>\$887,017</b>	<b>\$1,068,329</b>
Edmonds	\$564,151	\$561,028	\$654,686	\$662,042	<b>\$1,218,837</b>	<b>\$1,223,070</b>
Everett	\$460,039	\$449,163	\$638,133	\$700,193	<b>\$1,098,172</b>	<b>\$1,149,356</b>
Grays Harbor	\$342,055	\$374,943	\$254,834	\$404,765	<b>\$596,889</b>	<b>\$779,708</b>
Green River	\$904,312	\$847,148	\$946,812	\$656,043	<b>\$1,851,124</b>	<b>\$1,503,191</b>
Highline	\$664,277	\$704,489	\$368,508	\$439,595	<b>\$1,032,785</b>	<b>\$1,144,084</b>
Lake Washington	\$427,447	\$379,677	\$636,575	\$730,825	<b>\$1,064,022</b>	<b>\$1,110,502</b>
Lower Columbia	\$557,120	\$519,605	\$436,995	\$523,370	<b>\$994,115</b>	<b>\$1,042,975</b>
Olympic	\$931,632	\$917,843	\$571,949	\$336,127	<b>\$1,503,581</b>	<b>\$1,253,970</b>

Peninsula	\$413,680	\$440,240	\$323,126	\$389,657	<b>\$736,806</b>	<b>\$829,897</b>
Pierce	\$443,175	\$469,653	\$330,000	\$458,000	<b>\$773,175</b>	<b>\$927,653</b>
Renton	\$819,226	\$671,127	\$419,823	\$520,833	<b>\$1,239,049</b>	<b>\$1,191,960</b>
Seattle District	\$1,123,058	\$1,085,490	\$1,606,970	\$2,250,345	<b>\$2,730,028</b>	<b>\$3,335,835</b>
Shoreline	\$412,384	\$447,174	\$529,163	\$567,865	<b>\$941,547</b>	<b>\$1,015,039</b>
Skagit Valley	\$408,939	\$361,762	\$381,165	\$417,643	<b>\$790,104</b>	<b>\$779,405</b>
South Puget Sound	\$520,330	\$578,849	\$242,220	\$301,399	<b>\$762,550</b>	<b>\$880,248</b>
Spokane District	\$1,053,847	\$1,193,069	\$765,084	\$1,802,397	<b>\$1,818,931</b>	<b>\$2,995,466</b>
Tacoma	\$920,723	\$887,377	\$447,551	\$500,095	<b>\$1,368,274</b>	<b>\$1,387,472</b>
Walla Walla	\$308,033	\$299,845	\$533,537	\$613,425	<b>\$841,570</b>	<b>\$913,270</b>
Wenatchee Valley	\$347,588	\$386,939	\$335,559	\$416,244	<b>\$683,147</b>	<b>\$803,183</b>
Whatcom	\$333,066	\$248,504	\$625,652	\$572,856	<b>\$958,718</b>	<b>\$821,360</b>
Yakima Valley	\$564,555	\$528,434	\$98,095	\$97,973	<b>\$662,650</b>	<b>\$626,407</b>
SBCTC	\$589,070	\$579,062	\$692,646	\$644,046	<b>\$1,281,716</b>	<b>\$1,223,108</b>
<b>Total</b>	<b>\$16,418,000</b>	<b>\$16,313,712</b>	<b>\$16,660,592</b>	<b>\$19,578,942</b>	<b>\$33,078,592</b>	<b>\$35,892,654</b>

**Notes:**

The amount available on the SBCTC line will be used for programs, special projects, and administration. Funds will be awarded based upon RFPs, applications, etc.

SBCTC line

Admin	579,062	579,062	692,646	644,046	<b>1,271,708</b>	<b>\$1,223,108</b>
Grants	<u>10,000</u>	<u>0</u>	<u>0</u>	<u>0</u>	<b>10,000</b>	<b>-</b>
Total	589,062	579,062	692,646	644,046	<b>1,281,708</b>	<b>1,223,108</b>