



STATE BOARD UPDATE

Operations and Facilities Council

October 19, 2023

Wenatchee Valley College



Topics

- 2024 supplemental request
- 2025-27 budget planning
- Major project prioritization (PRR) study
- Locally funded projects
- Revenue & expenditures



COMMUNITY AND TECHNICAL COLLEGES

Washington State Board

WASHINGTON'S COMMUNITY AND TECHNICAL COLLEGES

2024 SUPPLEMENTAL CAPITAL BUDGET REQUEST

SEPTEMBER 8, 2023

Investing in College Campuses and Climate Recovery

Our community and technical college system's \$103 million supplemental request targets reducing greenhouse gas emissions and funding two priority capital projects.

Energy-performance standards

According to the Washington State Department of Commerce, buildings are the most rapidly growing source of greenhouse gas emissions in Washington state. The building sector is the state's second largest carbon polluter behind transportation, and accounts for 27% of statewide emissions. Investing in building energy efficiency is the most cost-effective way to significantly reduce building sector emissions.¹

With full funding of this request, our colleges would:

- Install energy submeters in individual buildings to ensure compliance with energy performance standards established under the 2019 Clean Buildings Act (HB 1257) and then expanded in 2022 (SB 5722). Fast action is required to meet the first mandatory compliance date of June 1, 2026.
- Develop decarbonization plans for campuses with centralized heating and cooling plants. Decarbonization plans for campuses with centralized energy systems serving at least five buildings and more than 100,000 square feet of building space

are required under HB 1390, which sets a due date of June 30, 2024 for planning to begin, and June 30, 2025 for them to be submitted to the Department of Commerce for review and approval.

- Tune up and optimize inefficient building systems through a "retro-commissioning" grant program. The grant program would be created through this request and administered by the State Board for Community and Technical Colleges.

These investments would equip colleges to meet state energy performance standards for buildings, reduce greenhouse gas emissions, improve operational efficiencies, and avoid significant penalties, thereby preserving funding for instruction and student services.

Priority design and construction projects

Our college system's 2024 budget request also seeks funding for two major capital projects not funded in the biennial budget: the Center for Vocational and Transitional Studies at Lower Columbia College in Longview, and the Performing Arts Building replacement at Columbia Basin College in Pasco. Funding these two requests would serve students at the two colleges while reducing a backlog of capital projects needed across Washington's 34 community and technical colleges.

Source: 1. Department of Commerce website Sept. 2, 2023: <https://www.commerce.wa.gov/growing-the-economy/energy/buildings/clean-buildings-standards/>

2024 SBCTC Supplemental Capital Budget Request for New Appropriations and Financing Authorities

Priority	College	Number	Project	Phase	Request	Cumulative
1	Statewide	40000878	CBPS SBCTC Statewide Utility Submeters for Clean Buildings Act	Design & Construct	\$8,544,000	\$8,544,000
2	Statewide	40000914	HB 1390 - Decarbonization Planning	Planning	\$724,000	\$9,268,000
3	Statewide	40000880	CTC Energy Efficiency Program	Grant program	\$2,000,000	\$11,268,000
4	Lower Columbia	40000106	Center for Vocational and Transitional Studies	Construction	\$43,704,000	\$54,972,000
5	Columbia Basin	40000108	Performing Arts Building Replacement	Design & Construct	\$47,876,000	\$102,848,000

2024 SBCTC Supplemental Capital Budget Request for Alternative Financing Authority

College	Number	Project	Authority
Renton	40000881	Building J Renovation	\$2,000,000



CONTACT INFORMATION

Darrell Jennings
Capital Budget Director
360-704-4380
djennings@sbctc.edu

2024 supplemental capital request

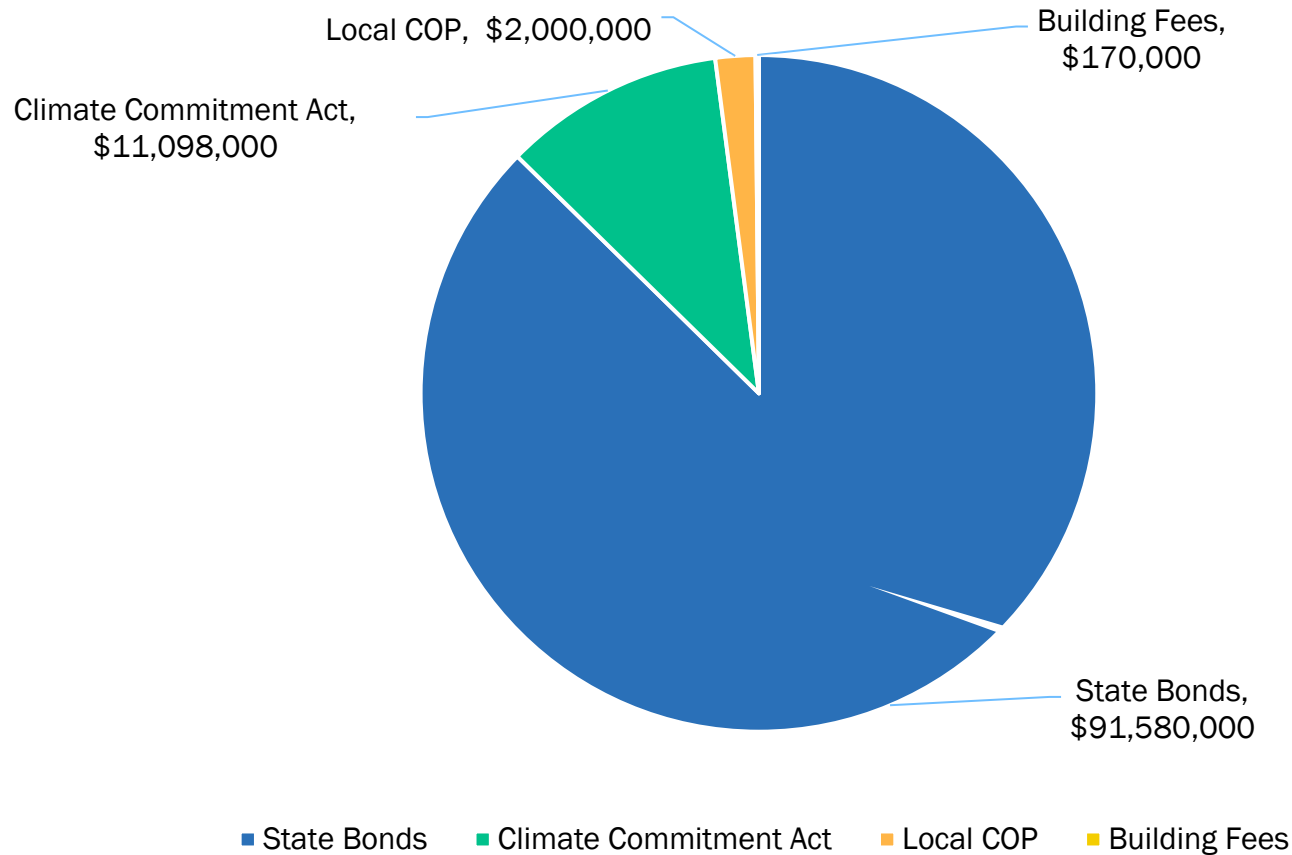
2024 SBCTC Supplemental Capital Budget Request for New Appropriations and Financing Authorities

Priority	College	Number	Project	Phase	Request	Cumulative
1	Statewide	40000878	CBPS SBCTC Statewide Utility Submeters for Clean Buildings Act	Design & Construct	\$ 8,540,000	\$ 8,540,000
2	Statewide	40000914	HB 1390 - Decarbonization Planning	Planning	\$ 724,000	\$ 9,264,000
3	Statewide	40000880	CTC Energy Efficiency Program	Grant program	\$ 2,000,000	\$ 11,264,000
4	Lower Columbia	40000106	Center for Vocational and Transitional Studies	Construction	\$ 43,704,000	\$ 54,968,000
5	Columbia Basin	40000108	Performing Arts Building Replacement	Design & Construct	\$ 47,876,000	\$ 102,844,000

2024 SBCTC Supplemental Capital Budget Request for Alternative Financing Authority

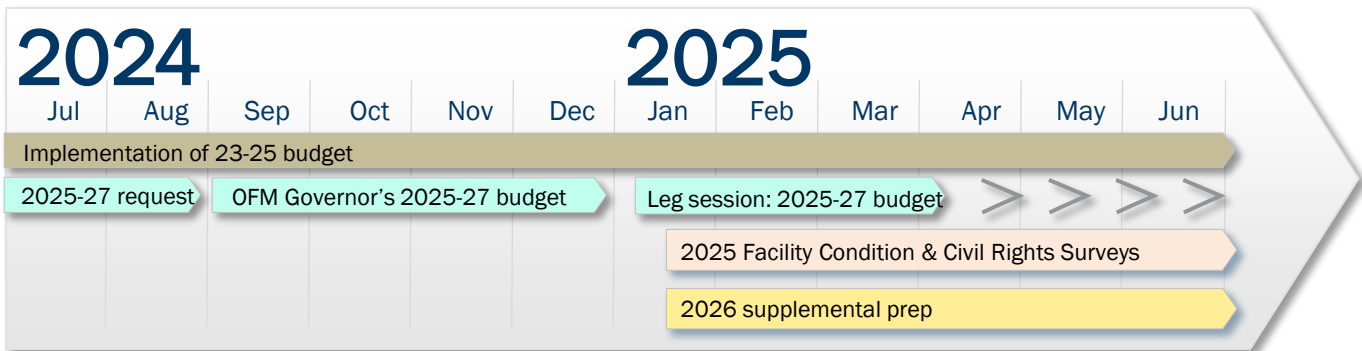
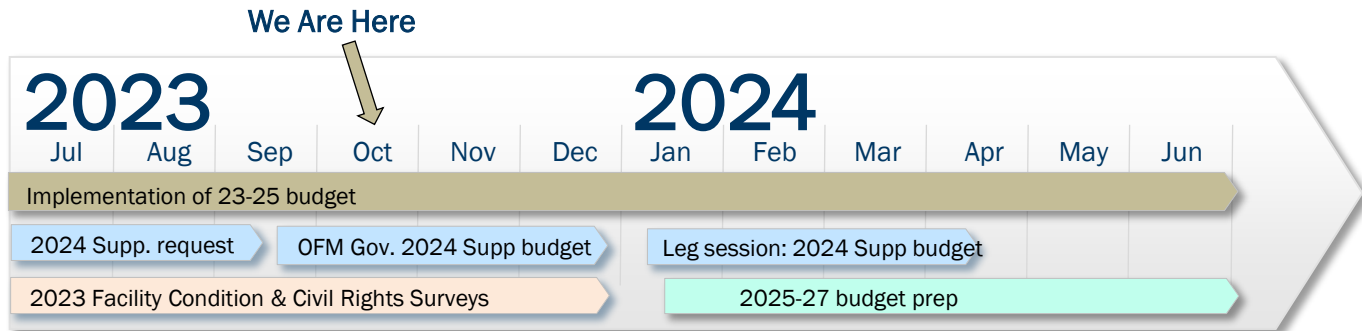
College	Number	Project	Authority
Renton	40000881	Building J Renovation	\$ 2,000,000

Request funding by source



2025-27 Budget Planning

Capital timeline



SBCTC's capital budget "pieces"

- M&O fund shift
- Preservation
- Minor works
 - Repairs
 - Infrastructure
 - Program
- Major projects, in rank order
- Locally supported financing requests

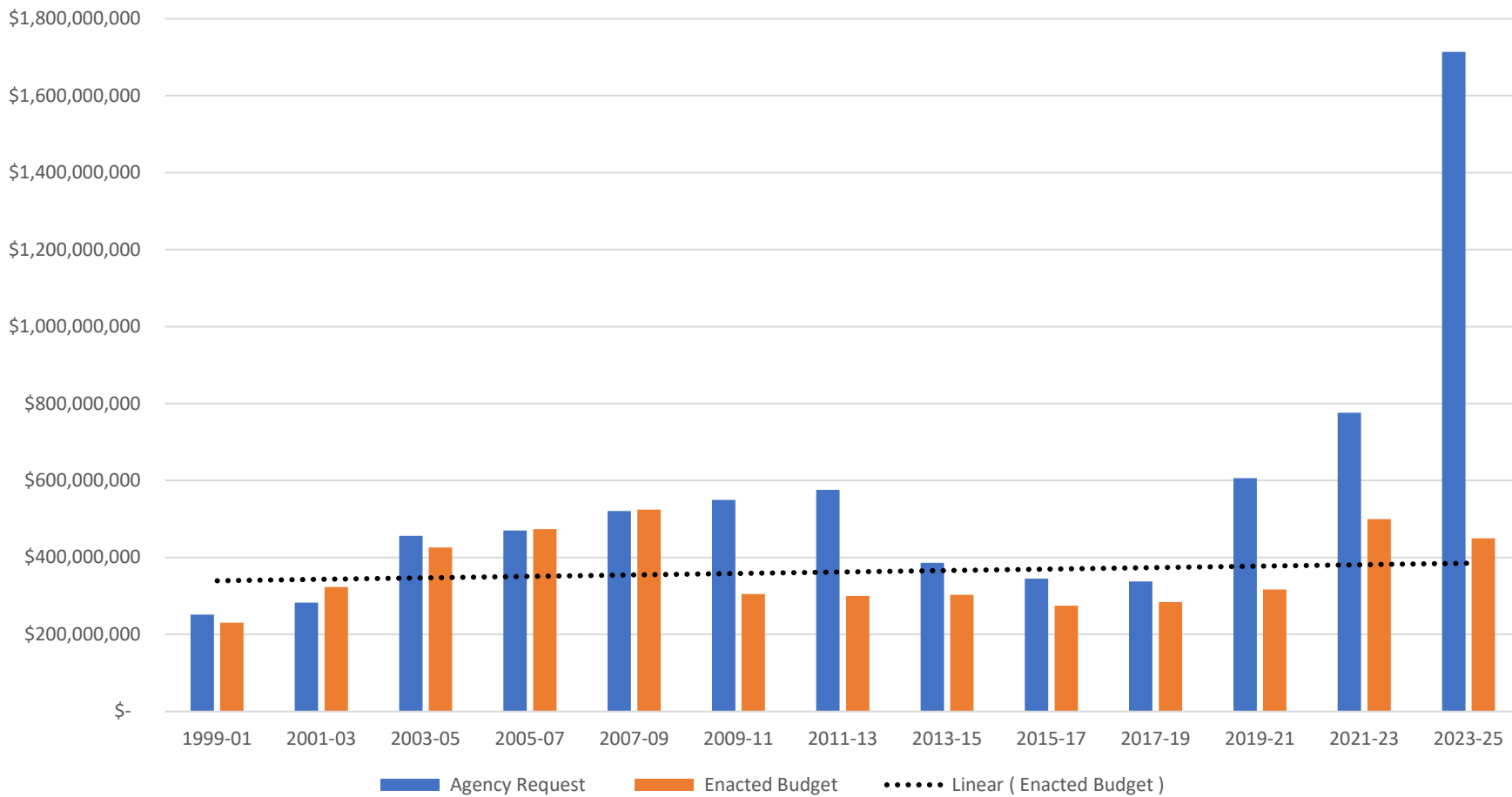
2025-27 Capital Budget Planning

- Typical SBCTC budget pieces
- Also planning for:
 - ADA/Civil rights projects identified in survey (<\$25,000)
 - Clean buildings investment criteria pathway projects
 - 2 provisos
 - Prioritize projects with design funding ahead of others
 - Cost increase justification

Major project prioritization (PRR) study

College	Funding Phase	Project	2025-27	2027-29	2029-31	2031-33	2033-35	2035-37
Statewide	2003 operating fund	Preventive Facility Maintenance and Building System Repa	\$ 22,800,000	\$ 22,800,000	\$ 22,800,000	\$ 22,800,000	\$ 22,800,000	\$ 22,800,000
Statewide	Design & Construct	2023-25 Minor Works - Preservation	\$ 31,596,400	\$ 34,756,040	\$ 38,231,644	\$ 42,054,808	\$ 46,260,289	\$ 50,886,318
Statewide	Design & Construct	2023-25 Minor Repairs - Roof	\$ 12,327,700	\$ 13,560,470	\$ 14,916,517	\$ 16,408,169	\$ 18,048,986	\$ 19,853,884
Statewide	Design & Construct	2023-25 Minor Repairs - Facility	\$ 43,390,600	\$ 47,729,660	\$ 52,502,626	\$ 57,752,889	\$ 63,528,177	\$ 69,880,995
Statewide	Design & Construct	2023-25 Minor Repairs - Site	\$ 6,788,100	\$ 7,466,910	\$ 8,213,601	\$ 9,034,961	\$ 9,938,457	\$ 10,932,303
Statewide	Design & Construct	2023-25 Minor Repairs - Infrastructure	\$ 44,330,000	\$ 48,763,000	\$ 53,639,300	\$ 59,003,230	\$ 64,903,553	\$ 71,393,908
Statewide	Design & Construct	2023-25 Minor Works - Program	\$ 45,500,000	\$ 50,050,000	\$ 55,055,000	\$ 60,560,500	\$ 66,616,550	\$ 73,278,205
		Minor works subtotal	\$ 206,732,800	\$ 225,126,080	\$ 245,358,688	\$ 267,614,557	\$ 292,096,012	\$ 319,025,614
Olympic	Construct	Innovation & Technology Learning Center	\$ 29,363,590					
Lower Columbia	Construct	Center for Vocational and Transitional Studies	\$ 41,928,890					
Columbia Basin	Design & Construct	Performing Arts Building Replacement	\$ 47,215,355					
Whatcom	Design & Construct	Technology and Engineering Center	\$ 42,415,843					
Cascadia	Construct	CC5 Gateway building	\$ 40,458,482					
Edmonds	Construct	Triton Learning Commons	\$ 42,814,741					
Renton	Construct	Health Sciences Center	\$ 53,768,534					
Bellingham	Design & Construct	Engineering Technology Center - Bldg J Replacement		\$ 19,537,707				
Centralia	Construct	Teacher Education and Family Development Center		\$ 11,818,968				
Spokane	Construct	Apprenticeship Center		\$ 40,717,532				
Skagit	Construct	Library/Culinary Arts Building		\$ 34,443,946				
Highline	Design & Construct	Welcome Center for Student Success		\$ 49,973,717				
Clark	Design & Construct	Hanna/Foster/Hawkins Complex Replacement		\$ 33,210,388				
Peninsula	Design & Construct	Advanced Technology Center		\$ 25,348,709				
South Seattle	Design & Construct	Rainier Hall Renovation		\$ 53,929,880				
Seattle Central	Design & Construct	Broadway Achievement Center			\$ 38,203,703			
Yakima	Design & Construct	Prior-Kendall Hall			\$ 33,761,829			
Everett	Design & Construct	Student & Family Resource Center			\$ 22,528,185			
Tacoma	Design & Construct	Student Support Center			\$ 42,294,526			
Renton	Design & Construct	Trades and Industries Building			\$ 59,781,422			
Columbia Basin	Design & Construct	Center for Applied Science and Agriculture			\$ 59,511,566			
Clover Park	Design & Construct	Center for Innovative Teaching and Community Connections				\$ 59,161,963		
South Seattle	Design & Construct	Georgetown Campus, Building B				\$ 29,956,579		
Bates	Design & Construct	Student Success Center				\$ 37,913,162		
Wenatchee	Design & Construct	Immersive Technology and Engineering Center				\$ 23,802,610		
Seattle Central	Design & Construct	Welcome Center & Edison Technical Modernization				\$ 57,299,811		
Highline	Design & Construct	Academic Pathways and Technology Center				\$ 57,161,733		
Spokane Falls	Design & Construct	Teaching & Learning Commons					\$ 69,907,842	
Lower Columbia	Design & Construct	Welcome Center					\$ 44,656,997	
Shoreline	Design & Construct	Comprehensive Student Services Center					\$ 45,272,511	
Big Bend	Design & Construct	Health Science and Performing Arts Center					\$ 42,942,160	
Skagit	Design & Construct	Industrial Technology & Public Safety Building						\$ 71,171,132
Spokane	Design & Construct	Allied Health Building						\$ 67,254,567
Lake Washington	Design & Construct	East Building Renovation and Expansion						\$ 69,105,204
Bellingham	Design & Construct	Building A Renovation & Building Y Replacement						\$ 14,220,539
		Major project subtotal	\$ 297,965,435	\$ 268,980,848	\$ 256,081,232	\$ 265,295,858	\$ 202,779,511	\$ 221,751,442
		Total	\$ 504,698,235	\$ 494,106,928	\$ 501,439,920	\$ 532,910,415	\$ 494,875,523	\$ 540,777,056

SBCTC Capital Budget History



Study topics

1. Preference for small-major (\$3-5 million) renovation, building system, and infrastructure projects.
2. Space standards, management, and utilization.
3. Meeting state energy goals (Clean Buildings, decarbonization, etc.)
4. Develop scoring rubric for DEI considerations in project selection.
5. Simplify the Project Request Report (PRR)/scoring process.
6. Reduce/limit time projects spend in the pipeline.
7. Options for projects that have been in pipeline for > X years.
8. Thresholds for adding projects to the pipeline.
9. Review facility eligibility criteria.



WACTC guiding principles

- Be credible with the Legislature and Governor's office.
- Be transparent and fair to all colleges.
- Rely on and be supported by data.
- Support priorities in the SBCTC strategic plan.
- Provide flexibility to react to emergent needs and system priorities.
- Maximize the use of existing space before adding new space.
- Control the effects of inflation on project budget and scope.



Locally funded capital projects

Capital project approvals

- State Board must approve all capital projects
 - RCW 28b.50.090 and 340
 - [SBCTC Policy Manual Chapter 6](#)
 - Delegated authority to Executive Director for projects less than \$1 million (Policy Manual Chapter 1)



Local Capital Expenditure Request Authority

College: Date:
 Contact: Phone No.:

PROJECT

Project Title:
 Project description (short):

- Choose an item.
- ...strengthen state and local economies by meeting the demands for a well-educated and skill workforce
 - ...meet the needs of changing local economies by increasing the number of skilled employees in the areas of greatest unmet need
 - ...support strategic industries by appropriately focusing program growth and development
 - ...meet the unique needs of innovative, entrepreneurial people who are operating small businesses, working as creative, independent contractors in the knowledge-based society
 - ...be responsive to the changing needs of the business community by offering high quality, relevant, flexible programs
 - ...achieve increased educational attainment for all residents across the state
 - ...enroll more underserved populations
 - ...improve academic achievement for all students
 - ...provide smooth transitions from K12 to colleges to universities
 - ...expand the pipeline to associate and bachelor's degrees, particularly in math, science, engineering and health sciences
 - ...use technology, collaboration and innovation to meet the demands of the economy and improve student success
 - ...recognize and adapt to the changing nature of how people learn, how they access information and communication by making technological advancement part of the system's strategic direction
 - ...ensure state-of-the-art, lifelong education that is relevant, convenient and efficient
 - ...produce better education that meets the needs of local communities by taking full advantage of cost effective partnerships and leveraging outside resources

2. Choose an item.

Other:



BACKGROUND

Is it part of another project? Yes No Project #: _____
 Has it been discussed at prior Board meetings? Yes No Resolution #: _____
 Does it have associated legislation? Yes No Bill/RCW #: _____

	COSTS		FUNDING**	
	This Request	Total Project	Fund Code	This Request
Acquisition*				
Consultant Svcs.				
Construction Contracts				
Equipment				
Artwork				
Other Costs				
Project Management				
Total Cost (C1)	\$	Total project cost \$	Total Funding	\$

Fund coding,
this request

* Attach [Appendix E](#)

** Where expenses will be paid from.

APPROVAL

Local Board or Designee Approved? Yes No Date approved: _____ Who? _____

Please attach applicable materials (ie: drawings, photos, appendices, etc.)

Include BOT and Student Gov minutes (if applicable) with request

Process

- Obtain local funding and approvals
- Submit Local Capital Expenditure Request Authorization (LCERA)
- Submit Public Works Request (PWR) to DES



**COMMUNITY AND
TECHNICAL COLLEGES**
Washington State Board

Director's Report

State Board for Community and Technical Colleges
Executive Director Approved Local Capital Expenditure Authorities
Under Delegation of Authority Policy 1.30.20.E.ii
Tuesday, October 17, 2023

Date	College	Project Description	Amount	
08/09/23	Peninsula	repair, seal, resurface Forks parking lot	\$ 76,083	Previously Reported
08/09/23	Bellevue	Upgrade exterior lighting and controls campus wide for safety and security	\$ 400,000	Previously Reported
08/09/23	Bellevue	Design and install campus wayfinding	\$ 100,000	Previously Reported
08/09/23	Bellevue	Install water bottle filling stations campus wide	\$ 300,000	Previously Reported
08/09/23	Bellevue	Install outdoor playground canopies at Early Learning Center	\$ 225,000	Previously Reported
08/09/23	Bellevue	Replace failed dehumidification system in Archives storage area	\$ 600,000	Previously Reported
08/09/23	Bellevue	Resurface roads and parking lots, revise pedestrian access, expand wi-fi	\$ 975,000	Previously Reported
08/09/23	Bellevue	Install solar panels on student housing	\$ 200,000	Previously Reported
08/09/23	Bellevue	Install flagpole near baseball and turf athletic fields	\$ 30,000	Previously Reported
08/09/23	Bellevue	Replace existing main entrance digital sign	\$ 430,000	Previously Reported
08/09/23	Bellevue	Upgrade D building elevator	\$ 600,000	Previously Reported
08/21/23	Bellevue	Carlson and Stop Gap Theater lighting upgrades	\$ 750,000	Previously Reported
08/21/23	Bellevue	E Building Music wing renovation	\$ 350,000	Previously Reported
08/21/23	Bellevue	Campus-wide restroom updates	\$ 225,000	Previously Reported
09/11/23	Skagit Valley	Install bird deterrent netting around tennis court	\$ 140,000	
09/11/23	Skagit Valley	Construct outdoor play area at Burlington Head Start building	\$ 645,000	
09/11/23	Skagit Valley	Repair exterior building envelope at Pacific Place Head Start building	\$ 160,000	
09/11/23	Skagit Valley	Repair exterior building envelope at Burlington Head Start building	\$ 45,000	
09/13/23	Lake Washington	Design phase of Early Learning Center renovations	\$ 200,000	
09/18/23	Columbia Basin	President Office remodel	\$ 150,000	
09/19/23	Big Bend	Building 1400 renovations for 3 offices	\$ 200,000	
10/04/23	Edmonds	Local funds for emergency Lynnwood Hall electrical repairs (total project \$500K)	\$ 70,875	
10/05/23	Spokane Falls	Lodge renovation scope and budget study increase (total project \$135,000)	\$ 60,000	
10/05/23	Spokane CC	Design and construct fire tower replacement	\$ 825,000	
10/05/23	Olympic	Design consultant services to schematic design P1 roof, wall, envelope repairs	\$ 50,000	
10/05/23	Edmonds	Complete chiller reconditioning in UTY building	\$ 30,000	
10/09/23	Columbia Basin	Replace LED readerboard and install campuswide wayfinding signage	\$ 450,000	
Approved and reported for FY1 of 2023-25 biennium			\$ 8,286,958	

Allocation Schedule

WHATCOM - 210

Select Another College

OFM Project	SBCTC Project	Fund	Approp	Description	Approp Reapprop	Unallotted Reserve	Allocations
40000431	Q628	057	C27	(Assets 2918 & 2919) Replace multiple Potable Water Meters located on the Whatcom C. C. Main Campus (210A). These components have exceeded their useful life and are the most likely to fail and disrupt campus operations. The Potable Water Meter locations and other details are fully described in the agency's 2019 Infrastructure Survey. (Reapprop est 2021-23)	2,790.18	0.00	2,790.18
40000595	R127	057	D07	Multiple Buildings (210A) - Replace all obsolete smoke detectors. This deficiency is fully described in the 2021 Whatcom Community College Facility Condition Survey (Deficiency F15).	45,000.00	0.00	45,000.00
40000595	R128	057	D07	Syre Student Center (210-333; UFI A08457) - Modernize the obsolete Dover elevator controls, machine room equipment, door equipment, cab fixtures, cables, glides, and other components necessary to ensure code compliance and controls compatibility. This deficiency is fully described in the 2021 Whatcom Community College Facility Condition Survey (Deficiency F17).	213,000.00	0.00	213,000.00
40000595	R129	057	D07	Heiner Center (210-666; UFI A07067) - Modernize the obsolete Otis elevator controls, machine room equipment, door equipment, cab fixtures, cables, glides,	213,000.00	0.00	213,000.00

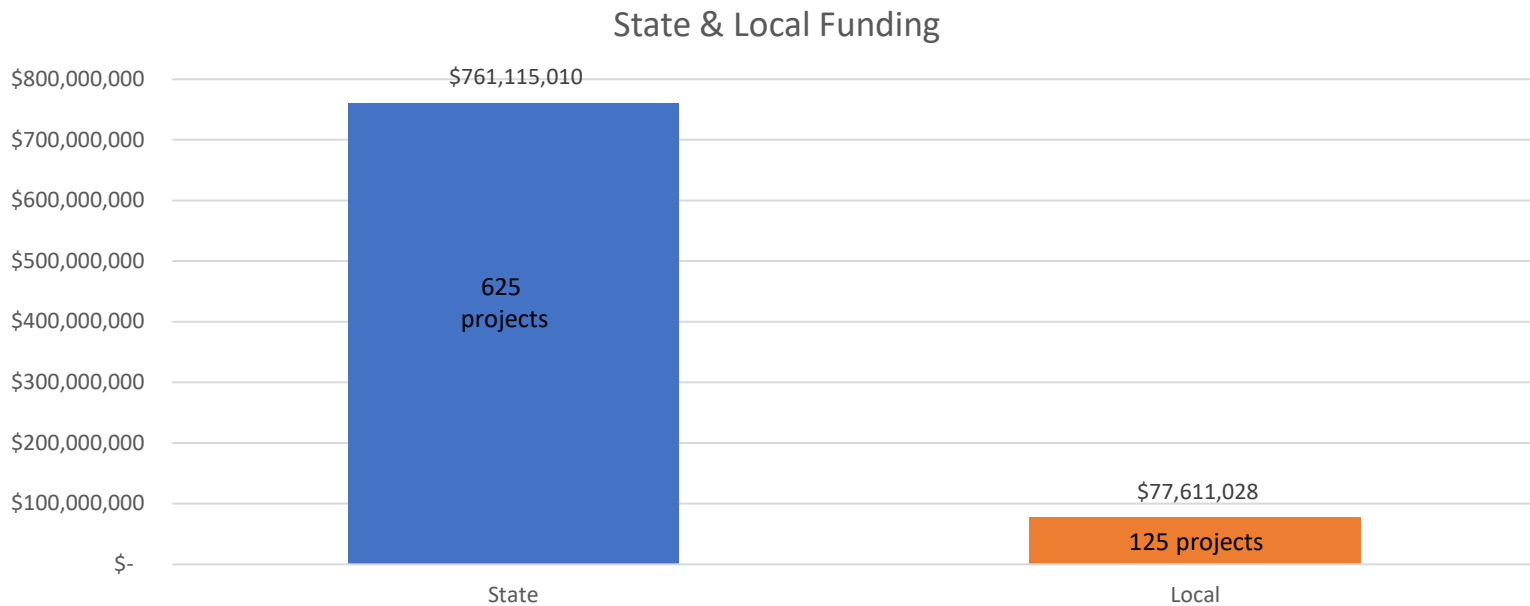
Expenditure Monitoring

2023-2025 Capital Expenditure Monitoring Report
WHATCOM - 210
ctcLink Last Run: Oct 9 2023 2:05AM

Select Another College

Fund	Approp	Proj.	Description	Approp Reapprop	Allocations	Expenses	Uncommitted Balance
057	C27	Q628	(Assets 2918 & 2919) Replace multiple Potable Water Meters located on the Whatcom C. C. Main Campus (210A). These components have exceeded their useful life and are the most likely to fail and disrupt campus operations. The Potable Water Meter locations and other details are fully described in the agency's 2019 Infrastructure Survey. (Reapprop est 2021-23)	2,790.18	2,790.18	0.00	2,790.18
057	D07	R127	Multiple Buildings (210A) - Replace all obsolete smoke detectors. This deficiency is fully described in the 2021 Whatcom Community College Facility Condition Survey (Deficiency F15).	45,000.00	45,000.00	0.00	45,000.00
057	D07	R128	Syre Student Center (210-333; UFI A08457) - Modernize the obsolete Dover elevator controls, machine room equipment, door equipment, cab fixtures, cables, glides, and other components necessary to ensure code compliance and controls compatibility. This deficiency is fully described in the 2021 Whatcom Community College Facility Condition Survey (Deficiency F17).	213,000.00	213,000.00	0.00	213,000.00
057	D07	R129	Heiner Center (210-666; UFI A07067) - Modernize the obsolete Otis elevator controls, machine room equipment, door equipment, cab fixtures, cables, glides, and other components necessary to ensure code compliance and controls compatibility. This deficiency is fully described in the 2021 Whatcom Community College Facility Condition Survey (Deficiency F16).	213,000.00	213,000.00	574.50	212,425.50

2023-25 state and local funded projects





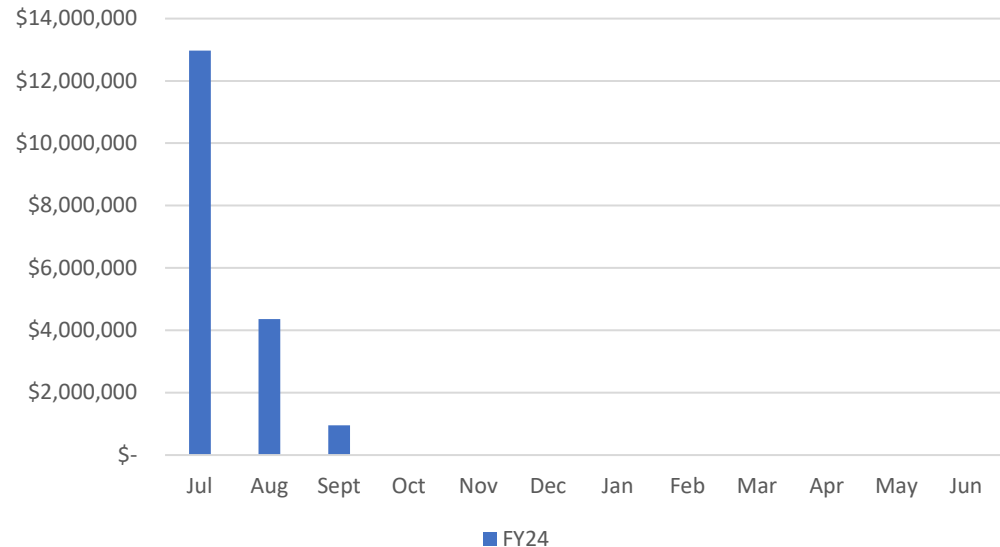
Revenue and Expenditures

Building fee revenue

2023-25 Building Fee Revenue as of 10/4/2023

College/District	FY24	FY25	Total to Date
Bates	\$ 299,533		\$ 299,533
Bellevue	\$ 2,102,125		\$ 2,102,125
Bellingham	\$ 261,382		\$ 261,382
Big Bend	\$ 440,780		\$ 440,780
Cascadia	\$ 213,225		\$ 213,225
Centralia	\$ 275,056		\$ 275,056
Clark	\$ 926,970		\$ 926,970
Clover Park	\$ 452,999		\$ 452,999
Columbia Basin	\$ 833,696		\$ 833,696
Edmonds	\$ 590,888		\$ 590,888
Everett	\$ 706,071		\$ 706,071
Grays Harbor	\$ 189,757		\$ 189,757
Green River	\$ 825,415		\$ 825,415
Highline	\$ 631,753		\$ 631,753
Lake Washington	\$ 454,254		\$ 454,254
Lower Columbia	\$ 342,348		\$ 342,348
North Seattle (063)	\$ 578,946		\$ 578,946
Olympic	\$ 735,545		\$ 735,545
Peninsula	\$ 217,661		\$ 217,661
Pierce	\$ 917,062		\$ 917,062
Renton	\$ 301,402		\$ 301,402
Seattle Central (062)	\$ 806,116		\$ 806,116
Shoreline	\$ 348,955		\$ 348,955
Skagit Valley	\$ 243,541		\$ 243,541
South Puget Sound	\$ 537,691		\$ 537,691
South Seattle (064)	\$ 343,223		\$ 343,223
Spokane (171)	\$ 797,915		\$ 797,915
Spokane Falls (172)	\$ 508,087		\$ 508,087
Tacoma	\$ 816,619		\$ 816,619
Walla Walla	\$ 363,766		\$ 363,766
Wenatchee Valley	\$ 325,420		\$ 325,420
Whatcom	\$ 411,070		\$ 411,070
Yakima	\$ 482,282		\$ 482,282
System	\$ 18,281,554	\$ -	\$ 18,281,554

Fund 060 Revenue by Month





Minor Works Expenditures - All Funds

4-Oct-23

College	Expenditures	Allocation	% spent
Bates Technical College	\$ 6,766	\$ 4,196,705	0%
Bellevue College	\$ 1,272	\$ 4,178,189	0%
Bellingham Technical College	\$ 15,896	\$ 4,264,705	0%
Big Bend Community College	\$ 240,192	\$ 5,176,705	5%
Centralia College	\$ 67,483	\$ 2,576,705	3%
Clark College	\$ 26,041	\$ 5,627,935	0%
Clover Park Technical College	\$ -	\$ 4,588,000	0%
Columbia Basin College	\$ 9,273	\$ 6,161,705	0%
Edmonds Community College	\$ 171	\$ 5,539,414	0%
Everett Community College	\$ 11,534	\$ 6,060,705	0%
Grays Harbor College	\$ -	\$ 5,033,705	0%
Green River College	\$ 1,120,478	\$ 4,100,705	27%
Highline College	\$ 1,002,278	\$ 9,918,206	10%
Lake Washington Institute of Technology	\$ 372,803	\$ 4,870,705	8%
Lower Columbia College	\$ 1,514	\$ 4,733,705	0%
North Seattle College	\$ 9,031	\$ 4,806,705	0%
Olympic College	\$ 2,664	\$ 3,963,705	0%
Peninsula College	\$ -	\$ 2,148,705	0%
Pierce College Fort Steilacoom	\$ -	\$ 3,295,705	0%
Pierce College Puyallup	\$ -	\$ 2,424,705	0%
Renton Technical College	\$ 18,351	\$ 4,870,578	0%
Seattle Central College	\$ 104,253	\$ 7,695,705	1%
Seattle District	\$ -	\$ 44,000	0%
Shoreline Community College	\$ 62,658	\$ 4,003,705	2%
Skagit Valley College	\$ 484,031	\$ 8,797,563	6%
South Puget Sound Community College	\$ 5,442	\$ 6,210,840	0%
South Seattle College	\$ -	\$ 5,303,705	0%
Spokane Community College	\$ 182,329	\$ 7,739,254	2%
Spokane Falls Community College	\$ 79,520	\$ 6,444,134	1%
Tacoma Community College	\$ 31,278	\$ 7,927,705	0%
Walla Walla Community College	\$ -	\$ 5,453,705	0%
Wenatchee Valley College	\$ 36,722	\$ 4,419,530	1%
Whatcom Community College	\$ 26,198	\$ 4,507,495	1%
Yakima Valley College	\$ 50,208	\$ 4,363,577	1%
System	\$3,968,384	\$171,448,815	2%

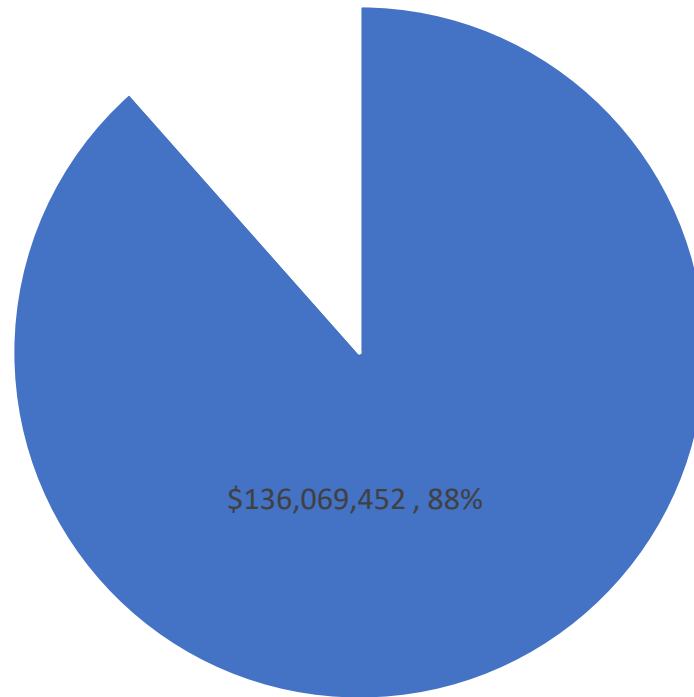


2021-23 Minor Works Unspent Balance by EA

2021-23 Minor Works Unspent Balances by EA

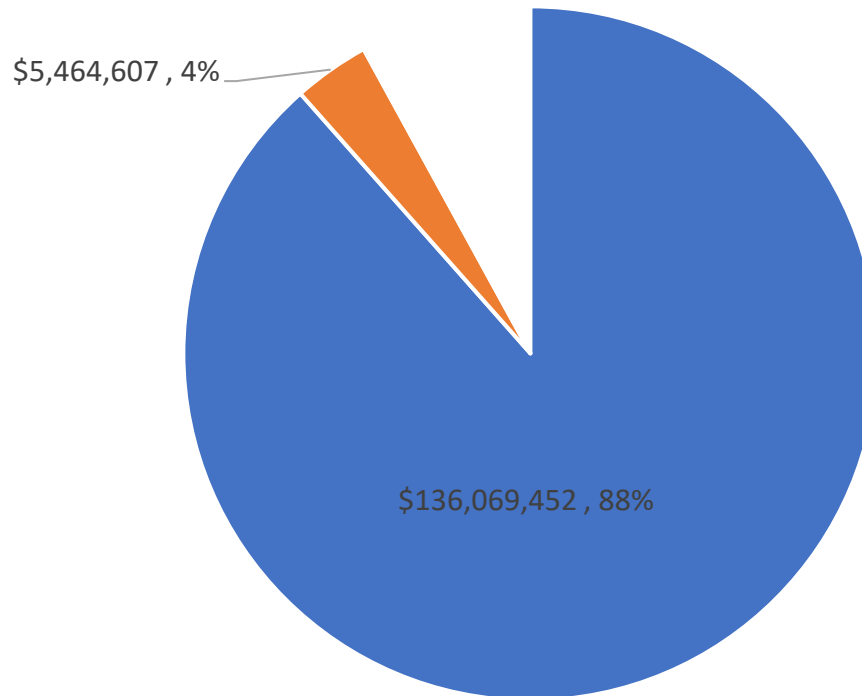
EA	Allocations		Expenses		Unspent Balance
A09	\$	2,374,391.25	\$	1,990,099.04	\$ 384,292.21
A12	\$	1,890,064.94	\$	1,765,408.81	\$ 124,656.13
A13	\$	850,490.77	\$	626,773.36	\$ 223,717.41
A14	\$	2,013,137.75	\$	1,798,390.03	\$ 214,747.72
A15	\$	616,334.63	\$	614,597.29	\$ 1,737.34
A16	\$	1,199,255.32	\$	1,185,264.94	\$ 13,990.38
C19	\$	32,466,000.00	\$	30,307,183.42	\$ 2,158,816.58
C20	\$	22,800,000.00	\$	21,766,822.21	\$ 1,033,177.79
C21	\$	26,113,000.00	\$	23,011,141.75	\$ 3,101,858.25
C22	\$	3,771,000.00	\$	3,768,619.05	\$ 2,380.95
C23	\$	8,035,000.00	\$	7,430,284.45	\$ 604,715.55
C24	\$	3,163,000.00	\$	2,633,670.89	\$ 529,329.11
C26	\$	40,000,000.00	\$	36,118,803.41	\$ 3,881,196.59
C27	\$	8,517,000.00	\$	3,052,393.00	\$ 5,464,607.00
Grand Total	\$	153,808,674.66	\$	136,069,451.65	\$ 17,739,223.01

2021-23 Minor Works Funding, \$153,808,674



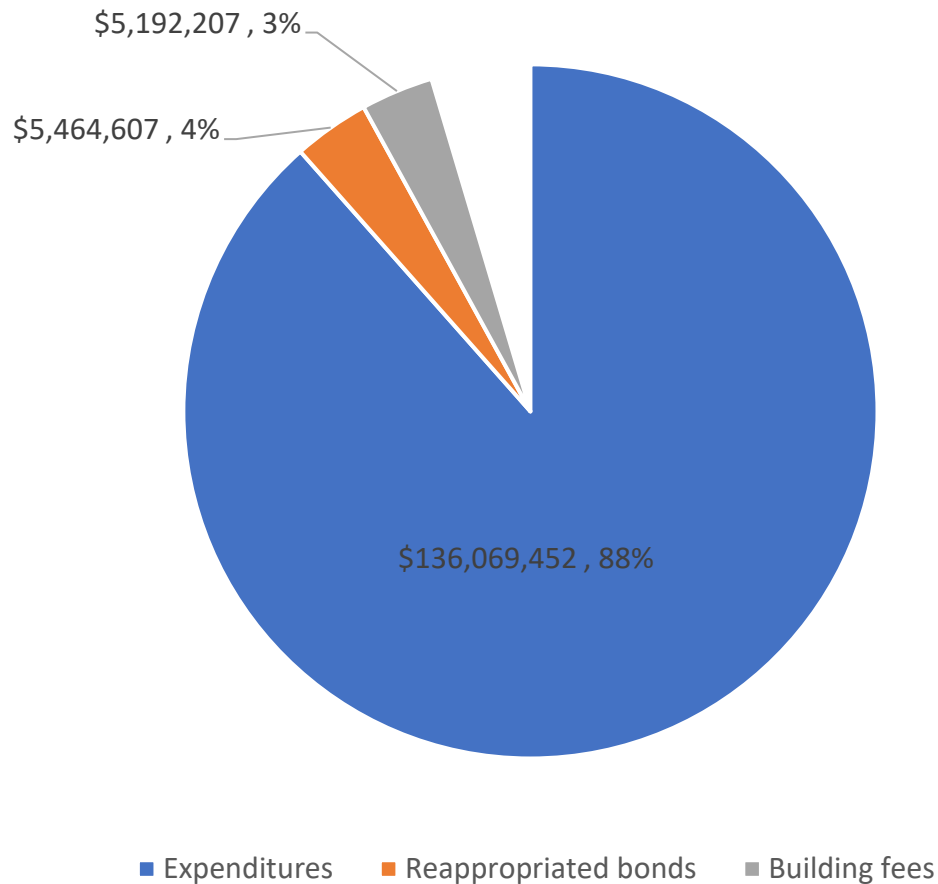
■ Expenditures

2021-23 Minor Works Funding, \$153,808,674



■ Expenditures ■ Reappropriated bonds

2021-23 Minor Works Funding, \$153,808,674



2021-23 Minor Works Funding, \$153,808,674

