



Campus Solutions Image 35

Overview

CONTENTS

Introduction	3
Campus Community.....	3
New Fields Added to Emergency Contacts (CS Staff) Page.....	3
Student Self-Service.....	5
Address Validation for Students	5
Stylistic Changes to Staff Pages	7
Section Headers and Additional Spacing Between Fields.....	7
Slight Color Variations	9
Field Alignments	10
CS Core Oracle Bugs.....	11
CS Core Oracle Bug Infestation Tracking.....	11
Financial Aid.....	12
Bug Fix: Query FA913 Does not retrieve all students due to the message 14441, 96 does not exist	12
Bug Fix: Adding new budget row does not copy housing value	13
Display MIN/MAX Pell Indicator on additional FA pages.....	15
Bug Fix: Error Clicking 'Copy' Button on Aggregate Aid Limit Setup Component.....	18
Bug Fix: ISIR Does not display the current effective dated row in ISIR Dataload Params.....	19
Bug Fix: SAI on some Mass Packaging and Repackaging pages display as doubled	20
2022-2023 ISIR and INAS Components Archived	21
Updates to ISIR Processing Navigation Collection	23
Create STDNT_AID_ATRBT_CAF Record.....	23
Allow Pop Update for STDNT_AIDAT_CAF Attributes Only	24
Bug Fix: Future Term Pell is Incorrectly Reduced After Current Term Census	25

Introduction

The Image/Upgrade Overview Document is intended to provide ctcLink users with a summary of the changes that will be made in the system as a result of the upcoming image or PeopleTools upgrade implementation. Oracle releases multiple PeopleSoft updates, called images, for each pillar every year. Each Image contains bug fixes and features that are important for PeopleSoft to work well. PeopleTools upgrades update the underlying framework of the system. There are minimal changes that are noticeable to the end users. Below is an overview of the changes that you can expect to see as part of this upgrade.

Campus Community

New Fields Added to Emergency Contacts (CS Staff) Page

The Emergency Contacts page for staff in CS includes fields such as Contact Name, Relationship, Primary Contact checkbox, "Same Address/Phone as Individual" checkboxes, and sections for Contact Address and Contact Phone. The second tab was labeled "Emergency Contact OtherPhones." Following the update, the page now includes Emergency Contact Email, Missing Person Contact Checkbox, Comments/Notes field, and the second tab label has been updated to "Other Phone Numbers." The key enhancement is the ability to designate a Missing Person Contact, email, and other notes. These changes were implemented by Oracle in response to a client's request to support Clery Act requirements for storing a confidential contact in the event a student goes missing.

Note: These updates are currently available only on staff-facing Emergency Contacts pages.

Navigation

Campus Community > Personal Information (Student) > Biographical (Student) > Emergency Contacts

OR

Navigation: Campus Community > Personal Information > Biographical > Emergency Contacts

Image BEFORE: Emergency Contacts

The Emergency Contact Information tab had only basic fields for name, relationship, address, and phone, with the second tab labeled Emergency Contact OtherPhones.

Emergency Contacts

Emergency Contact Information

Emergency Contact OtherPhones

Emergency Contact

Find | View All

First

1 of 1

Last

+ -

*Contact Name

*Relationship

Other

☐ Primary Contact

☐ Same Address as Individual

☐ Same Phone as Individual

Contact Address

Country

USA

United States

Address

Edit Address

Contact Phone

Phone

Extension

Country

Save

Return to Search

Notify

Image AFTER: Emergency Contacts

Now, the page added fields for Email, Comments/Notes, and a Missing Person Contact checkbox, with the tab renamed Other Phone Numbers.

The screenshot displays the 'Emergency Contacts' form with the 'Other Phone Numbers' tab selected. The form includes fields for 'Contact Name', 'Relationship' (set to 'Other'), and a 'Primary Contact' checkbox. A red box highlights the 'Email Address' field, the 'Missing Person Contact' checkbox, and the 'Comments/Notes' text area. Below these are checkboxes for 'Same Address as Individual' and 'Same Phone as Individual'. The 'Contact Address' section shows 'Country' as 'USA' and 'United States' with an 'Edit Address' button. The 'Contact Phone' section has fields for 'Phone', 'Extension', and 'Country'. At the bottom are 'Save', 'Return to Search', and 'Notify' buttons, and a breadcrumb trail: 'Emergency Contact Information | Other Phone Numbers'.

QRG

[Entering Emergency Contact Data \(Preview Link\)](#)

Student Self-Service

Address Validation for Students

Students can now select from a clickable list of suggested addresses when entering or updating their address in ctcLink Student Self Service. Previously, a static list was shown, requiring manual corrections. This change streamlines the process by allowing students to simply click on a suggested address to autofill the address fields with a validated address.

Note: These updates are currently available only on ctcLink Self-Service. HCX does not have address validation.

Navigation

Navigation: Student Homepage > Profile > Addresses

Image BEFORE: Address Validation

Before, a range of suggested addresses were displayed in a static list.

Type Home

*From 09/30/2025

*Country United States

*Address 1 1500 Jeff

Address 2

Address 3

City Olympia

State WA Washington

Postal

County

Clear

Address Warning:
Address out of Range

Suggestions:

Company: Number: Pre Dir: Street: Suffix: Post Dir
:100-198(Even)::Jefferson:St:NE
:114::Jefferson:St:NE
:118::Jefferson:St:NE
:301-399(Odd)::Jefferson:St:NE
:400-498::Jefferson:St:NE
:400-498(Even)::Jefferson:St:SE
:410::Jefferson:St:SE
:500-598(Even)::Jefferson:St:SE
:501-599(Odd)::Jefferson:St:SE
:600-698(Even)::Jefferson:St:SE
:800-898(Even)::Jefferson:St:SE
:801-899(Odd)::Jefferson:St:SE
:813::Jefferson:St:SE
:900::Jefferson:St:SE
:900-998(Even)::Jefferson:St:SE

Image AFTER: Address Validation

Now, students will see Address Out of Range Suggestions displayed in a scrollable, clickable list - matching the experience staff currently have in pages like Add/Update a Person. The screenshot below shows the full range of address suggestions, including the addition of business names that may now appear in the list for students.

The screenshot displays the 'Add Address' form with the following fields and values:

- Type:** Home
- *From:** 09/30/2025 (with a calendar icon and a 'Copy From' link)
- *Country:** United States (with a search icon)
- *Address 1:** 1500 Jeff
- Address 2:** (empty)
- Address 3:** (empty)
- City:** Olympia
- State:** WA (with a search icon) Washington
- Postal:** (empty)
- County:** (empty)

Below the form is a 'Clear' link. To the right of the form is a scrollable list of 'Address out of Range. Suggestions:':

- 100-198(Even) Jefferson St NE
- 114 Jefferson St NE
- 118 Jefferson St NE
- 301-399(Odd) Jefferson St NE
- 400-498 Jefferson St NE
- 400-498(Even) Jefferson St SE
- 410 Jefferson St SE
- 500-598(Even) Jefferson St SE
- 501-599(Odd) Jefferson St SE
- 600-698(Even) Jefferson St SE
- 800-898(Even) Jefferson St SE
- 801-899(Odd) Jefferson St SE
- 813 Jefferson St SE
- 900 Jefferson St SE
- 900-998(Even) Jefferson St SE
- MAIN OFF DIST 900 Jefferson St SE
- MGR CUSTOMER SERVICES 900 Jefferson St SE
- MGR HUMAN 900 Jefferson St SE
- POSTMASTER 900 Jefferson St SE
- SUPERVISOR ACCOUNTABLE MAIL 900 Jefferson St SE

A purple arrow points from a smaller version of this suggestions list (which also includes a 'Close' button) to the larger list on the right. The larger list also has a 'Close' button at the bottom.

QRG

[Add/Update Addresses](#)

Stylistic Changes to Staff Pages

Oracle continues to transition PeopleSoft pages from Classic to Classic Plus styles to modernize the user experience. Classic pages tend to include a flat design and are not optimized for responsible size layouts. Whereas Classic Plus pages may be updated with newer fonts and styling. The changes only impact how a page looks; there is no effect on functionality. In most cases, the changes are very minor or even undetectable. On pages that have transitioned, users may observe slight differences in page layout, field alignment, or color variations.

Section Headers and Additional Spacing Between Fields

Some sections throughout ctcLink now include a descriptive header for that section. Additionally, you may notice some fields have more spacing between one another. An example of these changes can be found on the Term/Session Table.

Oracle has not provided a list of pages where these header and spacing changes took place, and other pages may have been similarly updated. Regardless of appearance, the functionality remains the same.

Example Navigation

Set Up SACR > Foundation Tables > Term Setup > Term/Session Table

Image BEFORE: Term Session Table > Session time Periods tab

Missing section header and the Session Time Periods fields have minimal spacing between them

Term/Session Table

Term Table

Session Table

Session Time Periods

Integration Dating

Academic Institution

Academic Career UGRD Undergraduate

Term 2257 FALL 2025

Find | View All

First

1 of 3

Last

Session 1 Regular Academic Session

Session Time Periods

Find

First

1-4 of 4

Last

*Time Period		*End Date	
135	End of Add	09/18/2025	<div>+ -</div>
138	Enroll w/ Permissions	09/19/2025	<div>+ -</div>
145	End of Drop	11/10/2025	<div>+ -</div>
300	End of Term	12/11/2025	<div>+ -</div>

Save

Return to Search

Previous in List

Next in List

Notify

Add

Update/Display

Term Table | Session Table | Session Time Periods | Integration Dating

Image AFTER: Term Session Table > Session time Periods tab

Now, the section includes a descriptive header “Session Details” and the Session Time Period fields have additional spacing between them.

The screenshot displays the 'Term/Session Table' interface. At the top, there are tabs for 'Term Table', 'Session Table', 'Session Time Periods' (which is selected), and 'Integration Dating'. Below the tabs, there are fields for 'Academic Institution', 'Academic Career' (set to 'UGRD Undergraduate'), and 'Term' (set to '2257 FALL 2025'). A 'Session Details' section is highlighted with a purple border, showing 'Session 1 Regular Academic Session'. Below this, a 'Session Time Periods' table is also highlighted with a purple border. The table has columns for '*Time Period', a description, and '*End Date'. The rows are as follows:

*Time Period		*End Date	
135	End of Add	09/18/2025	+ -
138	Enroll w/ Permissions	09/19/2025	+ -
145	End of Drop	11/10/2025	+ -
300	End of Term	12/11/2025	+ -

At the bottom of the interface, there are buttons for 'Save', 'Return to Search', 'Previous in List', 'Next in List', 'Notify', 'Add', and 'Update/Display'. A breadcrumb trail at the very bottom reads 'Term Table | Session Table | Session Time Periods | Integration Dating'.

Slight Color Variations

There have been slight color variations across pages for both text and field boxes. An example of this can be found on Grade Post. Oracle has not provided a list of pages where these color changes took place, and other pages may have been similarly updated. Regardless of appearance, the functionality remains the same.

Example Navigation:

Curriculum Management > Grading > Grade Post.

Image BEFORE: Grade Post Run Control ID page

No header field and the column headers are underlined rich gold color.

Grade Post

Grade Post

Run Control ID [Report Manager](#) [Process Monitor](#) [Run](#)

*Academic Institution Spokane CC

*Term

<u>Session</u>	<u>Class End Date From</u>	<u>Class End Date To</u>	<u>Academic Organization</u>	<u>Subject Area</u>	<u>* Partial Post Option</u>		
<input type="text"/>	<input type="text"/>	<input type="text"/>	<input type="text"/>	<input type="text"/>	<input type="text" value="No"/>	<input type="button" value="+"/>	<input type="button" value="-"/>

[Save](#) [Return to Search](#) [Previous in List](#) [Next in List](#) [Notify](#) [Add](#) [Update/Display](#)

Image AFTER: Grade Post Run Control ID page

Now, a section header has been added, and the column text color changed to a greyish slate blue. Additionally, some drop down fields have a slight greyish tint.

Grade Post

Grade Post

Run Control ID [Report Manager](#) [Process Monitor](#) [Run](#)

*Academic Institution Spokane CC

*Term

Details

Session	Class End Date From	Class End Date To	Academic Organization	Subject Area	*Partial Post Option		
<input type="text"/>	<input type="text"/>	<input type="text"/>	<input type="text"/>	<input type="text"/>	<input type="text" value="No"/>	<input type="button" value="+"/>	<input type="button" value="-"/>

[Save](#) [Return to Search](#) [Previous in List](#) [Next in List](#) [Notify](#) [Add](#) [Update/Display](#)

Field Alignments

There have been field alignment changes to some pages. An example of this can be found on the Instructor/Advisor Table. Oracle has not provided a list of pages where these field alignment changes took place, and other pages may have been similarly updated. Regardless of appearance, the functionality remains the same.

Example Navigation:

Curriculum Management > Instructor/Advisor Information > Instructor/Advisor Table

Image BEFORE: Instructor/Advisor Table > Approved Courses tab

Extra space between the “Instructor Type” and the value selecte.

Instructor/Advisor Table

Approved Courses

SupportCore SBCTC

XX890CS01

★

Instructor Details

Effective Date09/10/2025

Status:Active

Instructor Type:Instructor

☐ Advisor

Academic InstitutionWA171

Spokane CC

Primary Acad Org

Course Description

1 of 1

Seq Nbr	Acad Org	Subject Area	Course ID	Offer Nbr	Catalog Nbr	Campus		
1							+	-

Save

Return to Search

Notify

Update/Display

Include History

Correct History

Image AFTER: Instructor/Advisor Table > Approved Courses tab

Now, “Instructor Type” field is aligned with the other fields above and below it.

Instructor/Advisor Table

Approved Courses

SupportCore SBCTC

XX890CS01

★

Instructor Details

Effective Date09/10/2025

StatusActive

Instructor TypeInstructor

☐ Advisor

Academic InstitutionWA171

Spokane CC

Primary Acad Org

Course Description

1 of 1

Seq Nbr	Acad Org	Subject Area	Course ID	Offer Nbr	Catalog Nbr	Campus		
1							+	-

Save

Return to Search

Notify

Update/Display

Include History

Correct History

CS Core Oracle Bugs

CS Core Oracle Bug Infestation Tracking

When Oracle bugs related to Campus Solutions Core (CS Core) modules come to our attention, the team tracks these on our CS Core Oracle Bug Infestation Tracking spreadsheet. We update this spreadsheet with new bugs on an ongoing basis. Additionally, each Image testing cycle may resolve existing bugs (or not) or introduce new bugs. If there are any bug updates with this Image that have been discovered or existing bugs that have updated information, our goal is to incorporate these changes in our spreadsheet no later than the Image deployment date.

QRG

[CS Core Oracle Bug Infestation Tracking](#)

Financial Aid

Bug Fix: Query FA913 Does not retrieve all students due to the message 14441, 96 does not exist

When running query FA913, Authorization Failure Report, some students were not getting selected for the report. The query used by the report selects from the STDNT_DISB_MSG table, and the rows missing on the report are identified as message set number '14441' and message number '96'. On the Disburse Aid page, when reviewing the students, the message detail page shows the edit 96 with a blank description.

The message catalog entry for Message Set number 14441, Message number 96 should have the following text:

"The student does not have an official SAI"

"The student does not have a valid/official SAI from the central processor"

Navigation

Financial Aid > Disbursement > Disburse Aid > Disburse Aid

Image: BEFORE Message Detail is blank on Disburse Aid page

Disburse Aid

Aid Year20262025-2026 Financial Aid Year

Term2257FALL 2025

ID

InstitutionWA

CareerUndergrad

Term Disbursements

1-1 of 1

View All

Item Type912000000000Washington College Grant

Disbt ID02Fall Disb1

Disb Date09/10/2025

Accepted\$1,641.00

Authorized\$0.00

Net Disb Bal\$1,641.00

Disbursed\$0.00

Authorization

Disbursement

Messages

12 | Page

Message Detail

Messages		1-1 of 1	View All
Run Date/Time	08/14/2025 3:07:26PM	Disbt ID	02
Disb./Rule Value		Student's Value	

[Messages](#)

Message Detail

Message Number	96
Description	

[Return](#)

Image: AFTER Message Detail shows correct description on Disburse Aid page

Message Detail

Messages		1-1 of 1	View All
Run Date/Time	08/14/2025 3:08:09PM	Disbt ID	02
Disb./Rule Value	Student's SAI is Unofficial.	Student's Value	

[Messages](#)

Message Detail

Message Number	96
Description	The Student does not have a valid/Official SAI from the Central Processor.

Bug Fix: Adding new budget row does not copy housing value

After a student Budget is built, if a new row is manually inserted it causes the Housing values on the Student Detail on STDNT_TERM_BDGT to disappear.

Applied PeopleCode changes to ensure that the Housing Type value will be populated accordingly when adding a new term/effective date/effective sequence row in the Student Budget Maintenance page.

Navigation

Financial Aid > Budgets > Maintain Term Budgets

Image: BEFORE Housing is blank in the Student Detail link on Student Budget Maintenance

Student Budget Maintenance

Aid Year20262025-2026 Financial Aid Year

IDW*

Update Need Summary

Student Budget Summary

1 of 3

*CareerUGRDUndergraduate

*Term2263SPRING 2026

Award PeriodAcademic

Weeks of Instruction12.0

Need Summary

FA Term

Student Detail

Budget Group

1 of 1

Effective Date07/03/2025

Effective Sequence1

User IDFAPBUDMV

Budget GroupSYSTEMSystem Mass Budget

Institutional Term COA9,739.00

Federal Term COA9,739.00

Pell Term COA9,739.00

Less than Half Time Pell COA9,084.00

Student Detail

Term2261WINTER 2026

Dependency Status

Loan Year2nd Year

Term Unit TypeQuarter Hours

Academic LoadEnrolled Full-Time

Financial Aid LoadEnrolled Full-Time

Form of StudyClass Enrollment

Number in Family

Primary Academic ProgramPRFTC

Academic PlanSNLNDAPT

Academic Sub-Plan

Academic Level - Projected20Sophomore

Academic Level - Term Start20Sophomore

Housing

Marital StatusSingle

Residency

FIN AID FederalIn-State

FIN AID StateIn-State

FIN AID Federal Exception

FIN AID State Exception

ResidencyIn-State

State of Residence

Application State Residence

Postal Code

Image: AFTER Housing value populates in the Student Detail link on Student Budget Maintenance

Student Detail

Term 2261 WINTER 2026

Dependency Status

Loan Year 2nd Year
Term Unit Type Quarter Hours
Academic Load Enrolled Full-Time
Financial Aid Load Enrolled Full-Time
Form of Study Class Enrollment
Number in Family

Primary Academic Program PRFTC
Academic Plan SNLNDAPT
Academic Sub-Plan
Academic Level - Projected 20 Sophomore
Academic Level - Term Start 20 Sophomore
Housing Off Campus
Marital Status Single

Residency

FIN AID Federal In-State
FIN AID State In-State
FIN AID Federal Exception
FIN AID State Exception

Residency In-State
State of Residence
Application State Residence
Postal Code

Display MIN/MAX Pell Indicator on additional FA pages

Applied page and PeopleCode changes to display Min and Max Pell indicator fields to high impact Financial Aid pages starting from Aid Year 2025.

Navigation

Financial Aid > > Awards > Awards Processing > Assign Awards to a Student ('Need Summary' tab)

Financial Aid > Awards > Awards Processing > Assign Departmental Awards ('Need Summary' tab)

Financial Aid > Awards > Awards Processing > Invoke Professional Judgment ('Need Summary' tab)

Financial Aid > View Financial Aid Status

Financial Aid > Awards > Mass Packaging > View Mass Packaging Details

Image: Max and Min Pell Indicator displays on the Need Summary tab of the Assign Awards to a Student page

Assign Awards to a Student

Student Aid Package

Need Summary

Term Summary

Aid Year 2026 2025-2026 Financial Aid Year

ID

★

Institution WA

Need Summary by Award Period

Q

|

<

>

1 of 2

>

>

Award Period	Academic		SAI Status	Official
Federal Year COA	9,791.00	Institutional Year COA	9,791.00	Pell Year COA 29,373.00
SAI	-1,500	Institutional EFC	0	Alternate Pell COA 5,625.00
Federal Need	9,791.00	Institutional Need	9,791.00	Less than Half Time Pell COA 27,408.00
Educational Resources	0	Educational Resources	0	Max Pell Indicator Y
Federal Need Based Aid	5,641.00	Institutional Need Based Aid	0.00	Min Pell Indicator
Special Need/Cost Aid (FED)	0.00	Special Need/Cost Aid (Inst)	0.00	
Total Federal Aid	5,641.00	Total Institutional Aid	0.00	
Federal Unmet Need	4,150.00	Institutional Unmet Need	9,791.00	
Federal Unmet COA	4,150.00	Unmet COA (INSTL)	9,791.00	

Image: Max and Min Pell Indicator displays on Need Summary tab of the Assign Departmental Awards page

Assign Departmental Awards

Manual Student Packaging

Need Summary

Term Summary

Aid Year 2026 2025-2026 Financial Aid Year

ID

★

Institution WA

Need Summary by Award Period

Find

First

1 of 2

Last

Award Period	Academic		SAI Status	Official
Federal Year COA	9,791.00	Institutional Year COA	9,791.00	Pell Year COA 29,373.00
SAI	-1,500	Institutional EFC	0	Alternate Pell COA 5,625.00
Federal Need	9,791.00	Institutional Need	9,791.00	Less than Half Time Pell COA 27,408.00
Educational Resources	0	Educational Resources	0	Max Pell Indicator Y
Federal Need Based Aid	5,641.00	Institutional Need Based Aid	0.00	Min Pell Indicator
Special Need/Cost Aid (FED)	0.00	Special Need/Cost Aid (Inst)	0.00	
Total Federal Aid	5,641.00	Total Institutional Aid	0.00	
Federal Unmet Need	4,150.00	Institutional Unmet Need	9,791.00	
Federal Unmet COA	4,150.00	Unmet COA (INSTL)	9,791.00	

Image: Max and Min Pell Indicator displays on the Need Summary tab of the Invoice Professional Judgement page

Invoice Professional Judgement

Professional Judgement
Need Summary
Term Summary

Aid Year 2026 2025-2026 Financial Aid Year

ID

★

Institution WA

Need Summary by Award Period

Find First 1 of 2 Last

Award Period Academic

SAI Status Official

Federal Year COA	9,791.00	Institutional Year COA	9,791.00	Pell Year COA	29,373.00
SAI	-1,500	Institutional EFC	0	Alternate Pell COA	5,625.00
Federal Need	9,791.00	Institutional Need	9,791.00	Less than Half Time Pell COA	27,408.00
Educational Resources	0	Educational Resources	0	Max Pell Indicator	Y
Federal Need Based Aid	5,641.00	Institutional Need Based Aid	0.00	Min Pell Indicator	
Special Need/Cost Aid (FED)	0.00	Special Need/Cost Aid (Inst)	0.00		
Total Federal Aid	5,641.00	Total Institutional Aid	0.00		
Federal Unmet Need	4,150.00	Institutional Unmet Need	9,791.00		
Federal Unmet COA	4,150.00	Unmet COA (INSTL)	9,791.00		

Image: Max and Min Pell Indicator displays on View Financial Aid Status page

View Financial Aid Status

Financial Aid

★

Financial Aid Status

ID

Aid Year 2025-2026 Financial Aid Year

Institution WA

National ID

Campus ID

Birthdate 01/27/1986

Dependency Independent

SAI Status Official

Date Application Received 04/28/2025

FPS Process Date 04/29/2025

Institution Process Date 04/30/2025

Correction Status

Correction Status Date

Max Pell Indicator Y

Min Pell Indicator

Packaging Status Summary

Aid Application Status Application Active for All Aid

Package Status Packaging Completed

SAP SAP Undetermined

Review Status Review Complete

INST Verification Status Non Select

Verification Flag Not Required

Verification Status Not Selected

Disbursement Hold

Mass Packaging Details			
Eligibility and Need		Awards Detail	
Batch Number 2022	Batch Date Time 06/12/2025 3:16PM	Total Packaged 85	
Institution [REDACTED]	Aid Year 2025-2026	Next 25 Students	
Packaging Plan Summer/Fall/Winter/Spring	Career Undergrad	Last 25 Students	
Eligibility Summary		Find View All First 1 of 25 Last	
Sequence 1	ID [REDACTED]	Name [REDACTED]	
Federal Dependency Status Independent	Institutional Dependency Status		
Federal PELL Eligibility Yes	Received First Bachelor Degree No		
Title IV Eligibility			
Need Summary by Award Period		Find View All First 1 of 2 Last	
Award Period Academic	SAI Status Official		
Fed Year COA 35,832.00	Institutional Year COA 35,832.00		
SAI -1,500	Institutional EFC 0		
Fed Need 35,832.00	Institutional Need 35,832.00		
Educational Resources 0	Educational Resources 0		
Need Base Aid (Fed) 13,959.00	Need Base Aid (Instl) 0.00		
Special Need/Cost Aid (Fed) 0.00	Special Need/Cost Aid (Instl) 0.00		
Total Aid (Fed) 13,959.00	Total Aid (Instl) 0.00		
Unmet Need (Fed) 21,873.00	Unmet Need (Instl) 35,832.00		
Unmet COA(Fed) 21,873.00	Unmet COA (Instl) 35,832.00		
Pell Year COA 25,693.00	Alt Pell COA 2,426.00	Less than Half Time Pell COA 16,101.00	
Max Pell Indicator Y	Min Pell Indicator		

When clicking the 'Copy' button on the Aggregate Aid Limit setup page, an error occurs.

Navigation

18 / Page

Image: BEFORE Select 'Copy' button and note the error displayed

The screenshot shows the 'Aggregate Aid Limit' form. The 'Copy' button is highlighted with a purple box. An error message dialog is displayed in the center, stating: 'Invalid parameter 1 for function CurrentRowNumber. (2,116) DERIVED_FA_COPY.COPY_DATA_PUSHBTN.FieldChange PCPC.32151 Statement:467. The specified parameter is not correct for the function. It may be the wrong type of parameter (string, number, record, field, etc) or an invalid value in this context. Review the program for errors. If necessary, run a PeopleCode trace to determine the program that failed. Alternatively, for functions defined within PeopleCode, check the function declaration to verify that they are correct.'

Aggregate Aid Limit

Aggregate Area: PELL Aid Year: 2025 2024-2025 Financial Aid Year **Copy**

Aggregate Aid Limit

*Effective Date: 01/01/2023 Status: Active *Source: Federal
 *Description: Pell WA0 Federal ID: Federal PELL Grant
 Long Description: Federal Pell Grant WA0 *Financial Aid Type: Grant
 Aggregate Program: ☒ Pell Grant

☐ Multi-Pass Processing for

Undergrad Lifetime: First Pell Percentage: 100.00
 Lifetime Eligibility Maximum: 600.0000 Minimum Pell Scheduled Award: 740 Max

Grad Limit Rule

☐ Cumulative **OK**

Level Limits

*Aggr Lvl	Description	Aggregate Limit	Cumulative Limit	Max Terms
U0	Undergraduate Freshman - New	7,395		
U1	Undergraduate Freshman - Prev.	7,395		
U2	Undergraduate Sophomore	7,395		
U3	Undergraduate Junior	7,395		

Buttons: Save, Return to Search, Previous in List, Next in List, Add, Update/Display, Include History, Correct History

Image: AFTER You are taken to the Copy Aggregate Aid Limits Page

The screenshot shows the 'Copy Aggregate Aid Limits' dialog box. It has two main sections: 'Copy From' and 'Copy To'.

Copy From

Aggregate Area: PELL
 Aid Year: 2026
 Effective Date: 02/04/2025

Copy To

Aggregate Area: PELL
 Aid Year: 2026
 Effective Date:

Buttons: OK, Cancel

Bug Fix: ISIR Does not display the current effective dated row in ISIR DataLoad Parm

This project contains peoplecode fix to display the latest effective dated row on the top in the ISIR Data Load Parameters Page.

Navigation

Set Up SACR > Financial Aid > File Management > ISIR Data Load Parm

Image: BEFORE The first effective dated row initially shows up when opening the page

The screenshot shows the 'ISIR Data Load Parameters' form. At the top, there are tabs for 'ISIR Load Options 1', 'ISIR Load Options 2', 'ISIR Load Options 3', and 'ISIR Inst SearchMatch'. Below the tabs, the 'Aid Year' is set to '2026' and the 'Financial Aid Year' is '2025-2026'. The 'School Cd' is empty. The 'ISIR Load Parameters' section has a 'Find | View All' link and a 'First 5 of 5 Last' pagination control. The '*Eff Date' is '09/19/2024', which is highlighted with a red box. The 'Status' is 'Active'. The 'ISIR Load Options' section has 'Use Current Date As Effdt' and 'Load NSLDS Data' checked. The 'Update Address Options' section has 'Add if blank - Do not update' selected. The 'Update Email Options' section has 'Add if blank' selected. The 'Update Phone Options' section has 'Add if blank' selected. The 'Update Drivers License Options' section has 'Add if blank' selected.

Image: AFTER The most recent effective dated row shows up when opening the page

The screenshot shows the 'ISIR Data Load Parameters' form. At the top, there are tabs for 'ISIR Load Options 1', 'ISIR Load Options 2', 'ISIR Load Options 3', and 'ISIR Inst SearchMatch'. Below the tabs, the 'Aid Year' is set to '2026' and the 'Financial Aid Year' is '2025-2026'. The 'School Cd' is empty. The 'ISIR Load Parameters' section has a 'Find | View All' link and a 'First 1 of 5 Last' pagination control. The '*Eff Date' is '05/23/2025', which is highlighted with a red box. The 'Status' is 'Active'. The 'ISIR Load Options' section has 'Use Current Date As Effdt' and 'Load NSLDS Data' checked. The 'Update Address Options' section has 'Add if blank - Do not update' selected. The 'Update Email Options' section has 'Add if blank' selected. The 'Update Phone Options' section has 'Add if blank' selected. The 'Update Drivers License Options' section has 'Add if blank' selected.

Bug Fix: SAI on some Mass Packaging and Repackaging pages display as doubled

When using plans where award period is set to "Both", the SAI that displays on status screens appear as doubled. Due to SAI value on STNDT_AWD_PER having

FED_EFC field populated on both academic and nonstandard rows.

Modified Assign process (FAPPKASN.cbl) to correctly calculate the SAI amount, used for sorting, when using a plan that has Award Period of Both.

Navigation

Financial Aid > Awards > Mass Packaging > View Results by Plan

Image: BEFORE SAI is doubled (these screenshots do not show the same students)

Mass Packaging Students by Plan

Academic Institution WA
Aid Year 2026 2025-2026 Financial Aid Year
Selection Definition QUERY: CTC_FA_MASS_PACKAGE_SELECT_01

Packaging Plan ID FA-WI-SP Fall/Winter/Spring Academic Career UGRD
Sort Packaging by SAI Ascending Plan Order 20

Mass packaging By Student Plan Find | View All First 1-3 of 3 Last

*ID	Name	SAI	
		-3,000.00	Remove
		1,198.00	Remove
		4,628.00	Remove

Image: AFTER Correct SAI is displayed (these screenshots do not show the same students)

Mass Packaging Students by Plan

Academic Institution WA
Aid Year 2026 2025-2026 Financial Aid Year
Selection Definition QUERY: CTC_FA_MASS_PACKAGE_SELECT_01

Packaging Plan ID FA-WI-SP Fall/Winter/Spring Academic Career UGRD
Sort Packaging by SAI Ascending Plan Order 20

Mass packaging By Student Plan Find | View All First 1-3 of 3 Last

*ID	Name	SAI	
		-1,500.00	Remove
		-1,500.00	Remove
		36,931.00	Remove

2022-2023 ISIR and INAS Components Archived

The following pages for the 2022-2023 aid year have been archived and are no longer visible in the

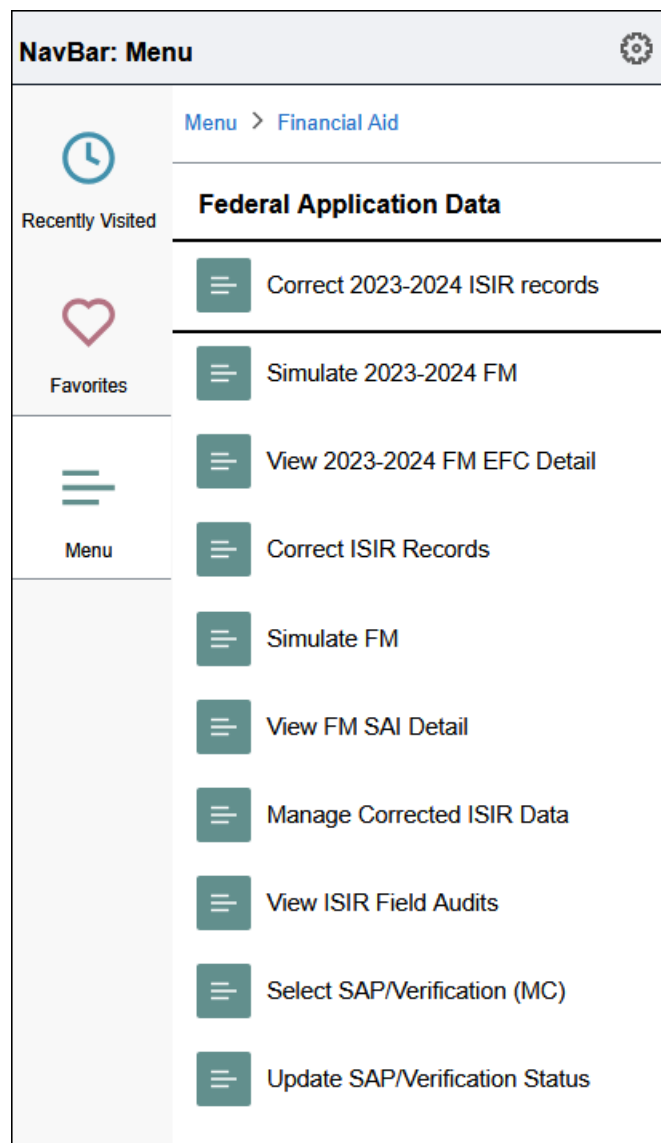
Federal Application Data navigation. *Note: 2022-2023 aid year ISIRs can be accessed through the Financial Aid History page.*

- Correct 2022-2023 ISIR records
- Simulate 2022-2023 FM INAS
- View 2022-2023 FM EFC Detail

Navigation

Financial Aid > Federal Application Data

Image: 2022-2023 ISIR and INAS pages no longer listed in Federal Application Data navigation



Updates to ISIR Processing Navigation Collection

2022-2023 pages in the ISIR Processing Navigation Collection have been removed.






Removed:

- Correct 2022-2023 ISIR records
- 2022-2023 Suspense Management

Navigation

ctcLink CS Staff Homepage > Financial Aid Tile > ISIR Processing

Image: 2022-2023 pages removed from the ISIR Processing Navigation Collection

Financial Aid ctcLink	
 FA Common Pages	▼
 Award Processing	▼
 Loan Processing	▼
 ISIR Processing	^
Correct 2023-2024 ISIR records	
Correct ISIR Records	
2023-2024 Suspense Management	
2024-2025 Suspense Management	
2025-2026 Suspense Management	
 Financial Aid Resources	▼

Create STDNT_AID_ATRBT_CAF Record

This image delivers a new feature on the Packaging Status Summary page. The attributes link includes a Housing Type Lock to allow users to prevent the population update to a student's Housing Type, based on certain criteria. The Housing Type Lock can be set on an individual student or in batch by using Population Selection Update. For example, students that have had their housing type field populated could have the Housing Type Lock updated to Yes in batch, so that updates cannot be made to the students Housing Type. This hyperlink appears in all aid years.

Navigation

Financial Aid > View Packaging Status Summary

Image: BEFORE Attributes hyperlink does not exist on View Packaging Status Summary

The screenshot shows the 'Packaging Status Summary' page. At the top, there is a header bar with the title 'Packaging Status Summary'. Below the header, there is a form with several fields and buttons. The fields include 'Aid Year' (2026), '2025-2026 Financial Aid Year', 'Institution' (with a dropdown arrow), 'ID' (with a dropdown arrow), 'SAI Status' (Official), 'TERM' (Undergraduate), 'Database Matches', 'Need Summary', and 'PELL'. There are also search boxes for 'Counselor' and 'Academic Career' (UGRD), and a dropdown for 'Aid Processing Status' (Applied). The 'Attributes' hyperlink is not visible in this version of the page.

Image: AFTER Attributes hyperlink displays on View Packaging Status Summary

This screenshot is identical to the previous one, but with the addition of the 'Attributes' hyperlink. The 'Attributes' link is located in the bottom right corner of the form area, next to the 'Need Summary' and 'PELL' links. It is a small, teal-colored button with the text 'Attributes'.

Image: AFTER Attributes hyperlink Housing Type Lock Yes/No Radio buttons available

The screenshot shows the 'View Packaging Status Summary' page. The 'Attributes' section is highlighted in orange. It contains the text 'Housing Type Lock' followed by two radio buttons: 'Yes' and 'No'. The 'No' radio button is selected. Below the radio buttons are two buttons: 'OK' and 'Cancel'.

Allow Pop Update for STDNT_AIDAT_CAF Attributes Only

Modified the PeopleCode for the *Population Update Process* page to be saved and run without selecting values for 'Select Fields to Update' section.

In addition, the population update setup for STDNT_AID_ATRBT record can now be configured with Attributes: SFA_HOUSINGTYPE_LOCK.

Navigation

Set Up SACR > System Administration > Utilities > Population Update > Population Update Process

Image: Select Fields to Update can be left blank with selecting 'SFA_HOUSINGTYPE_LOCK' for Select Attributes to Update

The screenshot displays the 'Population Update Process' interface. At the top, it shows 'Run Control ID TEST_IMAGE32_DE', 'Report Manager', 'Process Monitor', and a 'Run' button. Below this is a section titled 'Select Record fields for update' with a dropdown menu for '*Record (Table) Name' set to 'STDNT_AID_ATRBT - Packaging Status Summary'. There are search fields for 'Institution' and 'Aid Year' (set to 2025). The 'Error Reporting Selection' section has three radio buttons: 'Report Error Messages' (selected), 'Do Not Report Messages', and 'Report All Messages'. The 'Population Selection' section includes a 'Selection Tool' dropdown set to 'PS Query', an 'Edit Prompts' link, and a 'Query Name' search field. The 'Select Fields to Update' section has a 'Field Name' dropdown and a table with columns for 'Field Name', 'Personalize', 'Find', 'View All', and 'First'. The 'Select Attributes to Update' section has a table with columns for 'Attribute Sequence', 'Attribute Name', 'Text', 'Yes/No', and 'Long Text'. The first row in this table is '1 SFA_HOUSINGTYPE_LOCK'.

Bug Fix: Future Term Pell is Incorrectly Reduced After Current Term Census

When validating a Pell item-type set up to calculate based on *Formula 1 – Full-time* until Census, and the census date has been reached for the current term, the Pell term amounts are being reduced for future terms where Enrollment Intensity (EI) is less than 100.

Note: ctcLink colleges do not have this setup so would have not faced this bug.

Navigation

Set Up SACR > Product Related > Financial Aid > Aid Year > Aid Processing Rule Setup

Financial Aid > Awards > Award Processing > Assign Awards to a Student

Image: Pell is setup to ignore Enrollment Intensity until Census Date has been reached

Aid Processing Rule Setup

Aid Processing Rule Set

Description Pell Adjustments

Short Description Pell Adj

Program

Fields for use on Career and/or Program level

Academic Base Weeks36.0

Non-Standard Base Weeks

☐ Pell 3 Academic Weeks Only

*Pell Calculation StartFormula 1 - Full-time

*Pell Calculation MidtermFormula 1 - Full-time

*Pell Calculation CensusFormula 1 - FA Load

*Pell Number of Terms3

☐ Use PELL Cross Over Logic

Career

Fields for use on Career level only

GAP Item Type

Packaging Data SourceFederal Data Only

Application SourceProfile

Navigation

Set Up SACR > Product Related > Financial Aid > Aid Year > Aid Processing Rule Setup

Images: Summer through Winter term Enrollment Intensity values (83%, 92%, 100%)

FA Term Data

Term22552025 SUMMR

Weeks of Instruction7

Academic LevelSophomore

Financial Aid LoadThree Quarter Time

Enrollment Intensity83%

NSLDS Loan Year2nd Year

CareerUGRD Undergraduate

Primary ProgramPRFTC

Academic PlanMAMBSAPT

Sub-PlanBUSGEN6

Expected Grad Date

FA Term Data

Term22572025 FALL

Weeks of Instruction12

Academic LevelSophomore

Financial Aid LoadThree Quarter Time

Enrollment Intensity92%

NSLDS Loan Year2nd Year

CareerUGRD Undergraduate

Primary ProgramPRFTC

Academic PlanMAMBSAPT

Sub-PlanBUSGEN6

Expected Grad Date

FA Term Data

Term22612026 WINTR

Weeks of Instruction12

Academic LevelSophomore

Financial Aid LoadEnrolled Full-Time

Enrollment Intensity100%

NSLDS Loan Year2nd Year

CareerUGRD Undergraduate

Primary ProgramPRFTC

Academic PlanMAMBSAPT

Sub-PlanBUSGEN6

Expected Grad Date

Images: BEFORE Fall term Census has not been reached but Fall term Pell is reduced considering EI of 83%

Award Disbursement Detail

*Sequence Item Type 911000000000 Net Award Amount \$6,778.00
 Disbursement Plan 09 *Split Code ☐ Custom Split

Disbursement Distribution

Disbt ID	Term	Award Period	Level	Offered	Accepted	Net Disbursement Balance
01	2255	Academic	U2	2,046.00	✓ 2,046.00	2,046.00
02	2257	Academic	U2	2,267.00	✗ 2,267.00	2,267.00
03	2261	Academic	U2	2,465.00	✓ 2,465.00	2,465.00
04	2263	Academic	U2	0.00	0.00	0.00

Images: AFTER Fall term Census has not been reached and Fall term Pell remains at EI of 100%

Award Disbursement Detail

*Sequence Item Type 911000000000 Net Award Amount \$6,975.00
 Disbursement Plan 09 *Split Code ☐ Custom Split

Disbursement Distribution

Disbt ID	Term	Award Period	Level	Offered	Accepted	Net Disbursement Balance
01	2255	Academic	U2	2,045.00	✓ 2,045.00	2,045.00
02	2257	Academic	U2	2,465.00	✓ 2,465.00	2,465.00
03	2261	Academic	U2	2,465.00	✓ 2,465.00	2,465.00
04	2263	Academic	U2	0.00	0.00	0.00



Content is licensed under a Creative Commons Attribution 4.0 International License, unless noted otherwise.

Washington State Board for Community and Technical Colleges