





WASHINGTON'S PHASED APPROACH

Safely Reopening College Programs

	 Phase 1	 Phase 2	 Phase 3	 Phase 4
High-Risk Populations*	Continue to Stay Home, Stay Healthy	Continue to Stay Home, Stay Healthy	Continue to Stay Home, Stay Healthy	Resume public interactions, with physical distancing
Gatherings (social, spiritual)	<ul style="list-style-type: none"> • None • Drive in spiritual service with one household per vehicle 	Gather with no more than 5 people outside your household per week	Allow gatherings with no more than 50 people	Allow gatherings with >50 people
Approved College Programs	Guidance issued May 7 <ul style="list-style-type: none"> • List of approved essential workforce education programs¹ 			
College Program Safety Protocols	Guidance issued May 7 <ul style="list-style-type: none"> • Essential workforce education program standards² • Commercial driver license guidelines³ 			

* High-risk populations are currently defined by CDC as: persons 65 years of age and older; people of all ages with underlying medical conditions (particularly not well controlled) including people with chronic lung disease or moderate to severe asthma, people who have serious heart conditions, people who are immunocompromised, people with severe obesity, people with diabetes, people with chronic kidney disease undergoing dialysis, and people with disease; people who live in a nursing home or long-term care facility.

1: <https://bit.ly/EssentialPrograms>

2: <https://bit.ly/Covid-19Reqs>

3: <https://bit.ly/CDL-Guidelines>



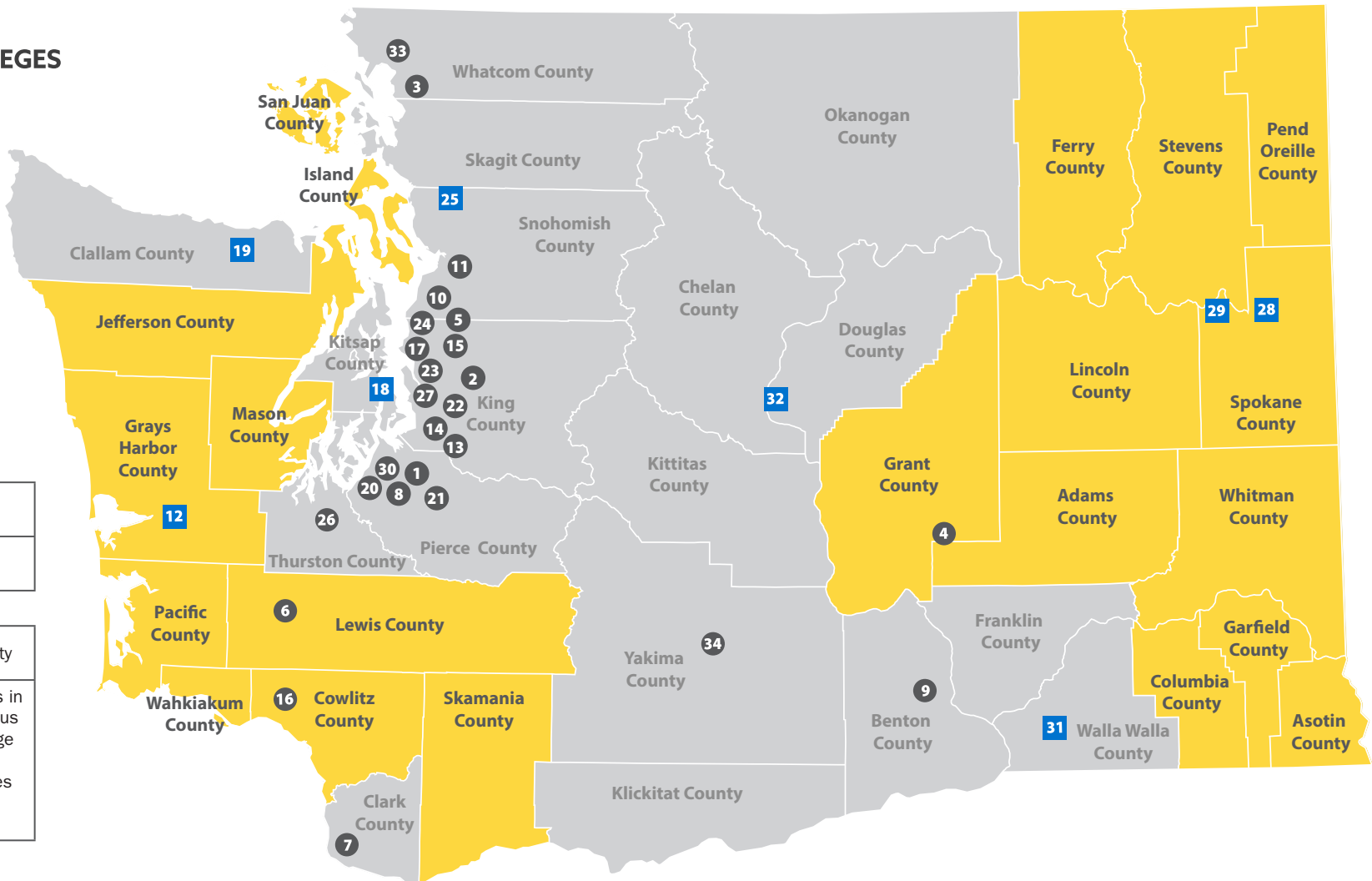
1300 Quince Street SE • PO Box 42495 | Olympia, WA 98504-2495 | sbctc.edu | 360-704-4400

Washington's community and technical colleges comply with all federal and state rules and regulations and do not discriminate on the basis of race, color, creed, religion, national origin, age, sex, sexual orientation, marital status, disability, or status as a veteran or Vietnam-era veteran.



Published May 2020

Counties Eligible to Move to Phase 2



Phases

	In Phase 2
	In Phase 1

College Key

	Colleges located in single county
	Colleges with branch campuses in counties other than main campus county. Counties in which college has campuses are listed in the key. College may have campuses affected differently by county phase designation.

- 1 - Bates Technical College
- 2 - Bellevue College
- 3 - Bellingham Technical College
- 4 - Big Bend Community College
- 5 - Cascadia College
- 6 - Centralia College
- 7 - Clark College
- 8 - Clover Park Technical College
- 9 - Columbia Basin College
- 10 - Edmonds Community College
- 11 - Everett Community College
- 12 - Grays Harbor College (Pacific, Grays Harbor)**

- 13 - Green River College
- 14 - Highline College
- 15 - Lake Washington Institute of Technology
- 16 - Lower Columbia College
- 17 - North Seattle College
- 18 - Olympic College (Kitsap, Mason)**
- 19 - Peninsula College (Clallam, Jefferson)**
- 20 - Pierce College Fort Steilacoom
- 21 - Pierce College Puyallup
- 22 - Renton Technical College
- 23 - Seattle Central College
- 24 - Shoreline Community College

- 25 - Skagit Valley College (Skagit, Island, San Juan)**
- 26 - South Puget Sound Community College
- 27 - South Seattle College
- 28 - Spokane Community College (Ferry, Stevens, Pend Oreille, Spokane)**
- 29 - Spokane Falls Community College (Spokane, Whitman)**
- 30 - Tacoma Community College
- 31 - Walla Walla Community College (Walla Walla, Asotin)**
- 32 - Wenatchee Valley College (Chelan, Okanogan)**
- 33 - Whatcom Community College
- 34 - Yakima Valley College

